

TIPS TO DRINK MORE WATER



Choose a glass of water rather than having a sugary drink



Always carry water with you



Keep a reusable water bottle with you and make sure to refill it regularly



Take a bottle of clean, safe water to school



Try setting reminders using your cellphone or notes at your desk to drink water regularly



Make it a habit to drink water with meals



Increase daily water intake when the weather is hot



Drink one to two glasses of water 30 minutes before exercising and sip extra water for the next few hours afterwards


Revised and CAPS aligned

ENGLISH HOME LANGUAGE – Grade 2 Book 2

Grade 2

ENGLISH HOME LANGUAGE

Book 2
Terms
3 & 4



Name:

Class:



basic education

Department:
Basic Education
REPUBLIC OF SOUTH AFRICA

ISBN 978-1-4315-0059-8



9 781431 500598



ENGLISH HOME LANGUAGE
GRADE 2 – BOOK 2
TERMS 3 & 4
ISBN 978-1-4315-0059-8

11th Edition

THIS BOOK MAY NOT BE SOLD.

Workbooks available in this series:

- Grade R (in all official Languages);
- Literacy/Home Language Grades 1 to 6 (in all 11 official Languages);
- Mathematics Grades 1 to 3 (in all 11 official Languages);
- Mathematics Grades 4 to 9 (in Afrikaans and English);
- Life Skills Grades 1 to 3 (in all 11 official Languages); and
- Grades 1 to 6 English First Additional Language.



Mrs Angie Motshekga,
Minister of
Basic Education



Dr Reginah Mhaule,
Deputy Minister of
Basic Education

These workbooks have been developed for the children of South Africa under the leadership of the Minister of Basic Education, Mrs Angie Motshekga, and the Deputy Minister of Basic Education, Dr Reginah Mhaule.

The Rainbow Workbooks form part of the Department of Basic Education's range of interventions aimed at improving the performance of South African learners in the first six grades. As one of the priorities of the Government's Plan of Action, this project has been made possible by the generous funding of the National Treasury. This has enabled the Department to make these workbooks, in all the official languages, available at no cost.

We hope that teachers will find these workbooks useful in their everyday teaching and in ensuring that their learners cover the curriculum. We have taken care to guide the teacher through each of the activities by the inclusion of icons that indicate what it is that the learner should do.

We sincerely hope that children will enjoy working through the book as they grow and learn, and that you, the teacher, will share their pleasure.

We wish you and your learners every success in using these workbooks.

TO HELP PREVENT THE SPREAD OF CORONAVIRUS* WASH YOUR HANDS WITH SOAP REGULARLY.

Washing hands with soap and water is one of the World Health Organization (W.H.O.) recommended measures to help reduce risk of coronavirus* infection.



Wet your hands with clean, running water (preferably warm) and apply soap.



Rub your hands together to make a lather and scrub your hands all over.



Continue rubbing your hands.



Rinse your hands well under running water.



Dry your hands on a clean, dry towel.



THE CORRECT WAY TO WASH YOUR HANDS:

WASH YOUR HANDS ON THESE OCCASIONS:

- 1 Before breakfast.
- 2 Before lunch.
- 3 Before dinner.
- 4 After using the loo.
- 5 After coughing and sneezing.
- 6 When caring for the sick.
- 7 When hands are visibly dirty.
- 8 After handling animals or animal waste.
- 9 And keep your whole body clean by bathing every day.
- 10 After touching surfaces that many people have touched.



KNOW THE SIMPLE GUIDE THAT 'F.I.G.H.T' THE SPREAD OF CORONAVIRUS:

- F**requent handwashing with soap
- I**ntant germ-kill with alcohol-based sanitiser when out of home
- G**o to the doctor when you have a cold, a cough or a fever
- H**ome rest if you are feeling unwell
- T**issues and masks to be used when you cough or sneeze

Grade 2




Home
Language

IN ENGLISH



This book belongs to:



ENGLISH

Book

2

TEACHERS' GUIDELINES – GRADE 2 HOME LANGUAGE

Use this book with your other resources to develop your learners' concepts of:

- Book handling: The correct way in which to hold and page through a book.
- Book concept: The front page, back page, title and table of contents.
- Directionality: Reading from front to back, from left to right and from top to bottom.

TEACHING TIPS

Listening and speaking

Consult your Curriculum and Assessment Policy Statement (English Home Language), p. 10. Learners should be exposed weekly to stories, short rhymes, poems and songs.

Picture discussions

1. Guide the learners in:
 - identifying and discussing objects in the pictures (size, shape, colour and quantity)
 - interpreting the pictures by asking questions: who, what, where, when, why, what happened before, what happened later?
 - composing a class story (the length being determined by learners' levels of development)
2. Allow each learner to tell the class story to a friend.
3. Model the writing of the class story (CAPS Home Language, p. 12, shared writing). *Bring the use of capital letters, word spacing and punctuation to the attention of learners throughout.*
4. Allow the learners to join you in reading the class story.
5. Ask learners to underline or circle the sounds, vocabulary or language structures of the week in the class story.

Reading

Consult your Curriculum and Assessment Policy Statement (English Home Language), p. 12 – 18, regarding the five main components of teaching reading.

Writing

Consult your Curriculum and Assessment Policy Statement (English Home Language), p. 18 – 19, concerning handwriting and the writing process.

Pay attention to the following daily:

- the correct handling of crayons and pencils
- directionality: writing from left to right and from top to bottom
- the use of writing strips to demonstrate correct letter formation and direction

Keep the following in mind:

- Learners' learning preferences differ. It is important that learners should be stimulated visually, auditively and kinesthetically (experientially) for them to learn effectively.
- Learning takes place through repetition.
- Learners should experience learning, therefore activities should be practised before being completed in writing, e.g.:
 - Vocabulary:** Give learners the opportunity to build words using letter cards.
 - Comprehension:** Learners should complete the answers orally in their groups before completing them in writing. The group leader poses the questions while the group members find the answers and answer the questions.
 - Selecting words to complete sentences.** Provide the groups with incomplete writing strips and word cards. Learners complete the sentences by placing the word cards correctly.
 - Matching words to pictures** (p. 17): Enlarge the page to A3. In their groups, learners place markers on the correct answers.
 - Matching two parts of a sentence** (p. 84): In their groups, learners match parts of sentences.
 - Writing own newspaper article** (p. 128): Have learners write a class article followed by a group article before writing their own articles.
 - Dictionaries:** Use dictionaries daily. Learners' capabilities determine the degree of difficulty of activities. It may be necessary to provide page references.

Note: During group activities, provide the group leader with a set of answers to enable him/her to guide group members correctly.

- 65 After the holidays** 2
Reads a narrative text.
Answers questions based on the text.
Phonics: the st, ch, sh and th-sounds.
Writes sentences.
Writes a paragraph about the holidays.
- 66 Calendar** 4
Fills in the events on the calendar.
Answers questions based a calendar.
Identifies the correct pronouns in sentences.
Fun activity to introduce possession.
- 67 Bongki went to a birthday party** 6
Reads a narrative text.
Answers multiple choice questions based on the text.
Phonics: the oy, oi and dr-sounds.
Writes sentences.
- 68 Special days, special messages** 8
Sequences pictures according to the story.
Writes a sentence about each picture.
Writes a special message in a friend's book.
Sorts the words into the correct sound boxes (st, th, sh and ch-sounds).
- 69 Jabu went to the zoo** 10
Reads narrative text about Jabu going to the zoo.
Answers questions based on the text.
Phonics: r blends.
Writes a paragraph about what happened at the zoo.
- 70 We like animals** 12
Phonics: Sorts words into sound boxes (oi and oy-sounds).
Punctuation
Identifies antonyms.
Fun: Colours a picture according to the colour code.
- 71 Sam went to the airport** 14
Reads narrative text about Sam at the airport.
Answers questions based on the text.
Phonics: ed-suffixes.
Writes sentences using given words.

- Writes a paragraph about a special trip.
- 72 Sam sees aeroplanes** 16
Phonics: The -ck sound.
Matches present tense words with past tense words.
Uses alphabetical order to complete drawing a picture.
- 73 Nomsa went to work with her mom** 18
Reads narrative text about Nomsa and her mom.
Answers multiple choice questions based on the text.
Phonics: ed-endings
Copy the sentence
- 74 What's the time?** 20
Draws the hands of the clock to show the prescribed times.
Writes down what they did at specified times.
Gives plurals for the singular words.
Designs a poster to sell something.
- 75 Lebo went to the library** 22
Reads the narrative text about Lebo going to the library.
Identifies the correct words to complete the sentences based on the text.
Writes sentences using given words.
Writes a paragraph about their favourite book.
- 76 Our library books** 24
Draws a picture of a book that they liked.
Writes about the book.
Matches the past and present tense words.
Identifies the correct present or past tense word in the sentences.
Makes predictions about given book covers.
- 77 Thabo goes to a soccer game** 26
Discussion and prediction of story.
Reads narrative text about Thabo.
Writes a caption for each picture.
Fills in the words into the correct sound boxes (ay and ai- sounds).
Writes a sentence about each picture.

- 78 The soccer game** 28
Sorts the words into the correct sound boxes (ai, ay-sounds)
Identifies the correct past tense words.
Plays a word game.
- 79 The ugly duckling** 30
Discusses the picture in the cartoon story.
Reads narrative text about the ugly duckling.
- 80 The ugly duckling (continued)** 32
- 80b The ugly duckling (continued)** 34





Let's read

Today we came back to school after the holidays.

We were happy to see our friends again.

Our teacher asked us to tell her about our holidays.

We showed her our holiday pictures. We passed them around.



Jabu went to the zoo.



Lebo went to the library.



Thabo went to Soccer City.



Sam went to the airport.



Bongi went to a birthday party.



Date: _____

Nomsa went to work with her mother.



Jim went to the doctor.



Let's write

Fill in the name of each child. Then fill in where they went.

Name	Bongi				
Place	Birthday party				

Name			
Place			

Sight words

always
around
August



Word work

Read the words and listen to the sounds. Then write two sentences of your own in your exercise book.

must	chat	sheep	thing
just	chap	shop	thin
rust	chin	shoe	thick



Let's write

Write about what you did in the school holidays.



Let's do

Look at these special events. Now fill them in on the calendar.

Jabu's birthday is on 25 July.

Ann's birthday is on 3 July.

Lebo must take her library books back on 5 July.

Thabo will go to the soccer on 13 July.


Sam must go to the doctor on 18 July.

Bongi will go to the zoo on 21 July.

Ann will visit her grandmother on 28 July.

Bongi will visit Ann on 13 July.



July			
Monday	Tuesday	Wednesday	Thursday
1	2	3 Ann's birthday 	4
8	9	10	11
15	16	17	18
22	23	24	25
29	30	31	



Let's write

Answer these questions about the calendar.

What month is the calendar for?

How many days are there in this month?

What day is the 25th?

How many Sundays are there in this month?

What months come before and after this month?

Date: _____



Let's write

Read each sentence, then circle the word that you can use in the place of the underlined word.

<u>Bongi</u> likes to play with Nomsa.	You	He	She
<u>Jabu</u> likes to go to the zoo.	You	He	She
<u>Lebo</u> likes to read books.	You	He	She
<u>Sam</u> saw a plane.	You	He	She
<u>Lebo and Bongi</u> are girls.	They	He	She

You, he, she and they are all pronouns. We can use pronouns in the place of other words.

Friday	Saturday	Sunday
5	6	7
12	13	14
19	20	21
26	27	28



Fun

Trace the string to see what they did in the school holidays.

TEACHER: Sign _____

Date _____

Bongi went to a birthday party



Let's read

In the July school holidays Bongi went to Nana's birthday party.

There were many **boys** and girls at the party.

Nana got lots of **toys** because it was her birthday. We had fun and **joy**.



Nana blew out 8 candles. Then we ate sweets and cake.

Before we went home, we **boiled** water to make tea.

We all played soccer in the garden. Then Ben bit the ball and it popped! Ben is a silly dog.



All the children wrote special messages in Nana's birthday book. This is what Bongi wrote.

Happy 8th birthday Nana.
Thank you for asking me
to come to your party.
With love Bongi

Date: _____



Let's write

Read the story again and then tick (✓) the correct answers.

Who had a birthday party?

A	Nana
B	Bongi
C	Jabu

When was the party?

A	In May
B	In June
C	In July

How many candles did Nana blow out?

A	5 candles
B	6 candles
C	8 candles

What game did they play?

A	Netball
B	Soccer
C	Rugby



Word work

Read the words and listen to the sounds.

Then write two sentences of your own in your exercise book.

boy	oil
toy	soil
joy	boil

drum	drink
drip	drag
drop	dress

Sight words

because
been
before



Let's write

Copy the sentence.



The boy had joy from the toy.

TEACHER: Sign _____

Date _____



Let's do

Number these pictures in the correct order.



Let's write

Now write a sentence about each picture.

1	
2	
3	
4	

Date: _____


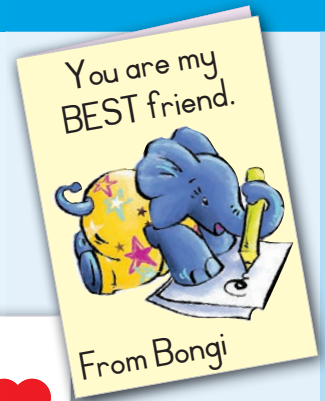


Bongi wrote a special message to Nana on her birthday. Pass your book around and let two of your friends write a message to **you** in **your** book. You can write a special message in their books.

Special messages from my friends.

Blank lined writing area with a vertical column of colorful balloons (pink, red, orange, yellow, green, blue, purple, pink, red, orange, yellow, green, blue) on the right side.

Blank lined writing area with a red heart at the top right and a cluster of colorful hearts (yellow, red, pink, blue) at the bottom right.



Let's write

Sort these words into the correct spaces.

check

sheep

that

shop

cheese

this

step

stand

then

ship

chick

stop

st	th	sh	ch

TEACHER: Sign _____

Date _____




Let's read

Jabu tells the class about his trip to the zoo. This is what he says.



I went to the zoo
with my family.



We went by taxi
because it was cold.

We saw many interesting
animals. We saw zebras, lions and
buck.

I was happy to see a very
tall giraffe, a big elephant and a hippo.

We also saw some farm animals. I played with the baby chicks.

While I was looking at the animals, a little monkey came and **grabbed**
my **ball**. He took it and sat on the **wall**.

Later I had a picnic lunch with my friends. We sat under a tree on the
green grass.

Date: _____

Sight words

call
cold
does
don't



Let's write

Read the story, then answer the questions.

Who did Jabu go to the zoo with?

He went with _____

How did they go to the zoo?

They went by _____

What did they see?

They saw _____

What did the monkey grab from Jabu?

The monkey grabbed Jabu's _____



Word work

Read the words and listen to the sounds.

Then write two sentences of your own in your exercise book.

call	tall
small	ball
hall	wall

grow	green
grew	grass
gruff	grab



Let's write

Write about what happened at the zoo.

TEACHER: Sign _____

Date _____



Let's write

Look at the sounds in these words. Now look at the spelling.
Write the words that are spelled the same in the correct boxes.

oil

joy

boy

coin

join

noise

point

boil

voice

royal

enjoy



oi words



oy words



Let's write


Punctuate these sentences.

where did jabu go

he went to the zoo on sunday

what did he see

he saw lions elephants and monkeys



Date: _____




Let's write

Show the opposites. Draw a line from the words in the green column to the words that mean the opposite in the blue column. In the example, we have joined tall and short. Tall means the opposite of short.

tall
up
big
happy
front
hot
before




small
short
down
back
cold
after
sad



Fun

Colour the spaces with a dot in dark blue to find out what animal this is. Then colour the sky in light blue and the trees in green.



TEACHER: Sign _____

Date _____



Let's read

Sam went to see the planes with his father. They went to the airport.

They saw many big planes. A jumbo jet flew past.
It carried 350 people.

The planes **landed** and they came down with a bump.

Sam **watched** the big planes go up and come down.

Each one had a flag **painted** on its tail.

When they came **back** they landed on the landing **track**.

Sam wants to be a pilot when he is big. He wants to fly a jumbo jet.



Date: _____

Sight words

best
both
buy



Let's read

Read the story and then answer the questions.

Who did Sam go to the airport with?

He went with _____

What did they see?

They saw _____

How many people can fit into a jumbo jet?

About _____

What does Sam want to be when he is big?

He wants to be a _____



Word work

Read the words and listen to the sounds.

Then write two sentences of your own in your exercise book.

cooked	looked	walked	landed
hooked	played	jumped	helped
booked	watched	talked	painted



Write about a special trip you went on.

Let's write

Blank lined area for writing.

TEACHER: Sign _____

Date _____

Sam sees aeroplanes



Let's do

Write down words that end in **ck** to match each picture.

sock

kick

clock

rock

lock



block

brick

sack



sock



Let's write

Do these word sums to change these verbs into the past tense.



wash + ed =	washed
cook + ed =	
paint + ed =	
wait + ed =	
watch + ed =	
look + ed =	

jump + ed =	
kick + ed =	
lick + ed =	
play + ed =	
pick + ed =	
shock + ed =	

Date: _____

Past tense



Let's write

Draw a line to match the action word with its correct past tense.

We use the **past tense** when an action is **already finished**.

wash

washed

worked

hop

played

rested

play




work



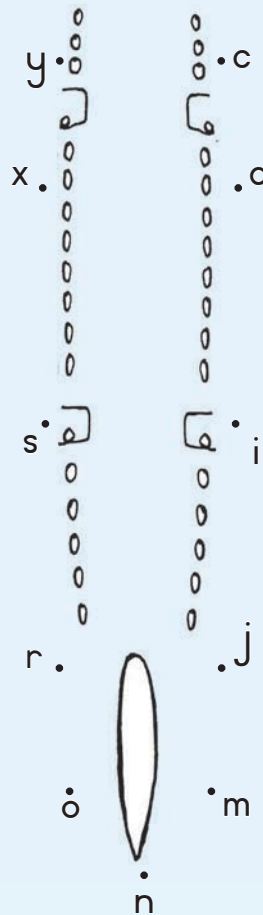
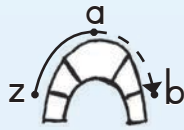
rest

hopped



Fun

Follow the alphabet to join the dots and find out what Sam saw.



v •	w •	x •	y •	z •	a •	b •	c •	d •	e •	f •
u •	t •	s •	r •	q •	p •	i •	h •	g •		
						j •	k •	l •		
						m •				
						n •				



Let's read

During the holidays, there was no one to look after Nomsa so she went with her mother to work. They left at 8 o'clock. Nomsa's mother sells fruit and vegetables. Nomsa **helped** her mother.

Nomsa made a big poster.

When people saw the poster they came to buy.

Nomsa **packed** the fruit in rows. They **looked** very neat.

When she **finished** her work, she **rested** and then she read her best book about a hippopotamus.

At 5 o'clock they went home. Nomsa was very glad when she got into the taxi.



Let's write

Read the story again and then tick (✓) the correct answers.

What work does Nomsa's mother do?

A	She sells fruit.
B	She sells vegetables.
C	She sells fruit and vegetables.

Why did Nomsa go to work with her mother?

A	There was no one to look after her.
B	She wanted to help her mother.
C	She had nothing to do.

How did Nomsa help her mother?

- | | |
|---|--|
| A | She washed the fruit and vegetables. |
| B | She counted the money. |
| C | She packed the fruit and vegetables and she made a poster. |

What did Nomsa do after she helped her mom?

- | | |
|---|-------------|
| A | She read. |
| B | She slept. |
| C | She played. |

At what time did they go home?

- | | |
|---|---------------|
| A | At 3 o'clock. |
| B | At 5 o'clock. |
| C | At 7 o'clock. |

How did Nomsa and her mom go home?

- | | |
|---|----------|
| A | By car. |
| B | By bus. |
| C | By taxi. |



Word work

Read the words and listen to the sounds.

Then write two sentences of your own in your exercise book.

rested

helped

kicked

picked

worked

packed

missed

walked

finished

cleaned

looked

watched

Sight words

fast
first
five
found



Let's write

Copy the sentence.



She packed the best apples.

What's the time

Term 3 – Week 3–4



Let's do

Draw the hands of the clock to show the following times.

8 o'clock

3 o'clock

5 o'clock

10 o'clock



Let's write

Write down what you did at these times yesterday.



Date:

Plurals

When we talk about more than one item, we add an **s** to the word.






So more than one **girl** is **two girls**, and more than one **boy** is **two** or **three boys**. The word with the **s** is called the **plural**. The word without the **s** is called the **singular**. When a word ends in **s**, **ch**, **sh** or **x**, you have to add **es** to make it plural.




Let's write

Make these words plural.




cat 	cats 	brush	brushes
dog 		lunch	
pig 		fox	
hat 		box	
web		watch	
cake		bunch	



Fun

Make a poster to sell something. Draw a picture to show what you are selling.



FOR SALE



What are you selling?

How much does it cost?


Where can we buy it?



Draw a picture of what you will sell.

TEACHER: Sign

Date



Let's read

Lebo went with Ann to the library.
Ann **pushed** Lebo in her wheelchair.
They **looked** at many interesting books.
Lebo liked the books about animals.
Ann **liked** the story books.
The teacher in the library read to them.
They could take the books home for 2 weeks.
When they finish reading them, they can get new books.
There are so many wonderful books in the library.



Date: _____

Sight words

gave
goes
green
made



Let's write

Use these words to complete the sentences.

story

teacher

two

Ann

Ann liked the _____ books.

_____ pushed Lebo in the wheelchair.

You can take a library book out for _____ weeks.

The _____ read them a story.



Word work

Fill in the words in the correct spaces. Read the words and listen to the sounds. Then write two sentences of your own in your exercise book.

flying

that

what

then

why

pushed

finished

looked

when

they

reading



Let's write

Ask 5 friends the name of their favourite book. Write your friend's name and next to it the name of their favourite book. Then fill your name and the book you like most. Tick which books you would like to read.

Name	Favourite book	✓

TEACHER: Sign _____

Date _____



Let's do

Draw a picture of a book that you liked, then write about the book.

What was the name of the book?

Draw a picture of the book cover.

Write 2 sentences to say what the book was about.



Let's write

Match the past and the present tense of these words.

run

eat

sleep

go

see

went

ran

saw

slept

ate

The word **see** tells you about now.
The word **saw** tells you about the past.



Let's write




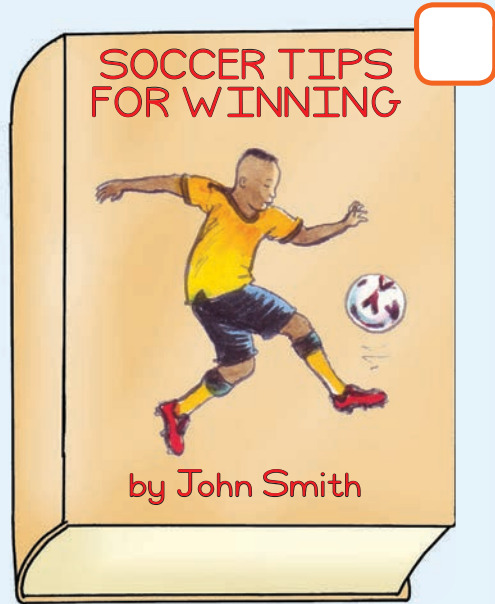
Read the sentences and then circle the correct word.

Last night we see/**saw** the moon.We eat/**ate** lunch yesterday.Last night we go/**went** to bed.Now we see/**saw** the sun.Now we eat/**ate** breakfast.Now we go/**went** to school.

Date: _____



Tell your friend what you think each book is about. Then say which books you would like to read. Number the books from 1 to 4. Number 1 is for the book you like most, and 4 is for the book you like least.



Choose one of the books and write five sentences on what you think the book is about.


Five horizontal lines for writing.

TEACHER: Sign _____

Date _____

Thabo goes to a soccer game

Look at the pictures and say what the story is about.









Date: _____



Let's read

Thabo loves soccer. He went with Jabu and Dan to see the big game. Chiefs and Sundowns **played**.

There were thousands of people at the game.

They blew their vuvuzelas.

Suddenly it started to **rain**. They went home by **train**.



Sight words

many
off
or
pull



Let's write

Now write one caption below each picture on the opposite page.



Word work

Fill in the words in the correct spaces. Read the words and listen to the sounds. Then write two sentences of your own in your exercise book.

train

claim

ay

ai

main

play

may

pay

stay

rain



Let's write

Write one sentence about each of the pictures on the opposite page.

1

2

3

4

TEACHER: Sign _____

Date _____



Let's write

These words sound the same but we spell them differently. Look at each word and then write it in the correct box.

main play may train
 pain grain hail day
 tray rain stay pay



Let's write

Circle the correct word about what happened at the soccer yesterday.

Yesterday we **travel**/**travelled** to the game by train.

We **watch**/**watched** Sundowns play.

The players **kick**/**kicked** the ball hard.

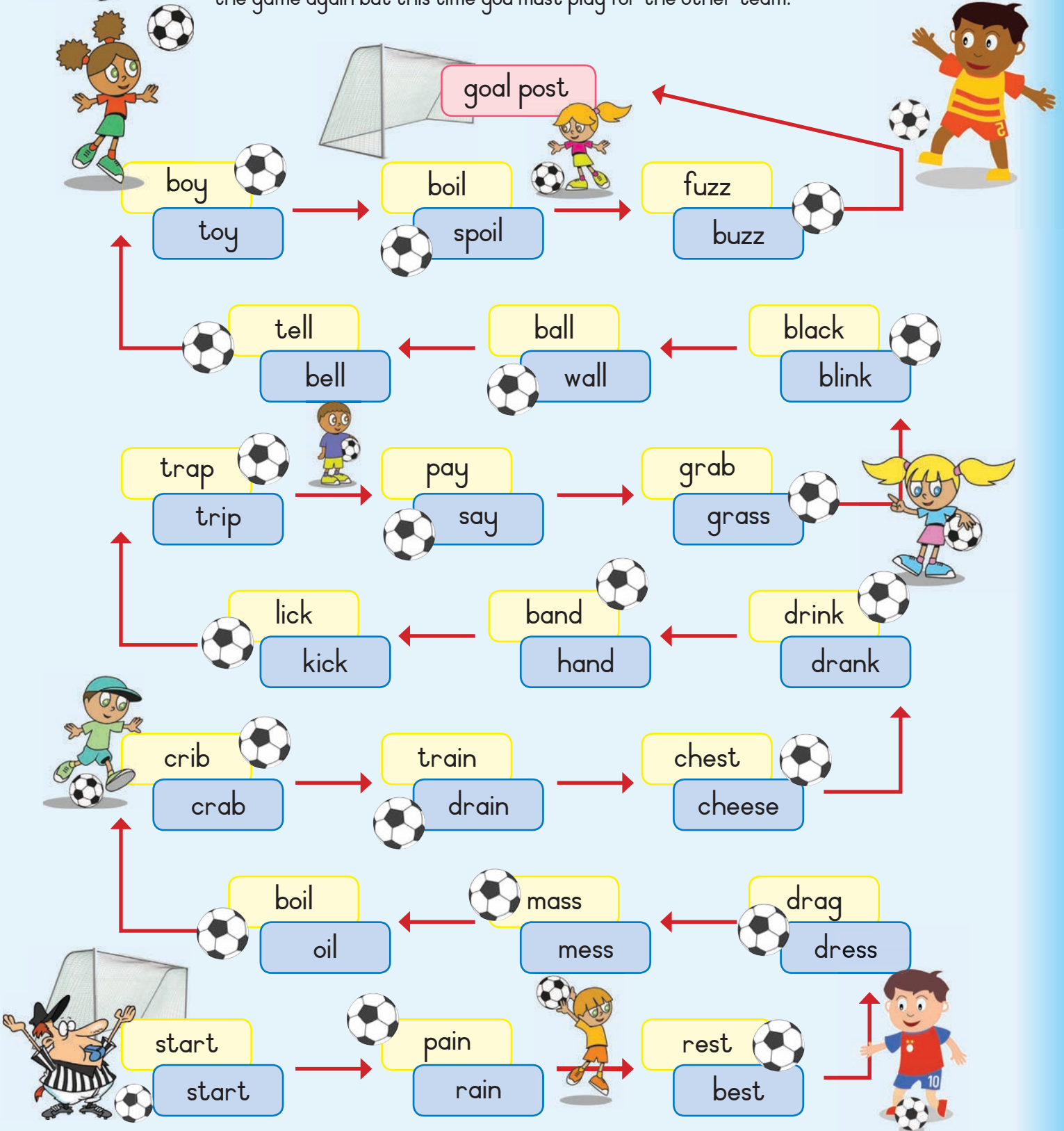
After the game it **start**/**started** to rain.



Date: _____




Play this game with your friend. Choose the yellow or the blue team. See who can score a goal first. Take turns to read your colour word. If you make a mistake, you must miss a turn. The one to finish reading the words first scores the goal. Then try the game again but this time you must play for the other team.



TEACHER: Sign _____


Date _____

The ugly duckling



Let's speak

Look at the picture and talk about what you see.




Let's read



Once upon a time Mother Duck lived with her family on a farm. Mother Duck was sitting on 7 eggs. She was waiting for them to hatch.

It is time for my eggs to hatch. I want to see my 7 baby ducks.


Then, one by one all the eggs cracked open. All except one. It was a very big egg.





Mother duck sits and sits on the big egg. At last it cracks open. Out jumps the last baby duck. It looks big and strong. It is a very ugly duckling.

Where am I?
What's my name?



What a strange-looking baby this is!

Look at the last duck.


Mother Duck takes all her baby ducks to the pond.

Ha ha ha! It is such a funny duck.

All the ducks jump into the water. They all swim and play. The ugly duckling swims better than all the other ducklings.



The ugly duckling (continued)



Then they go to the farm. The other animals are nasty to the ugly duckling. The hens peck him and the dog barks at him.

One night the ugly duckling decides to run away.



Everyone is so nasty to me. I am running away.



He goes to the river. He sees many beautiful big birds swimming in the river. Their feathers are so smooth. They have long necks. Their wings are so pretty.

I wish I could play with them. They are so beautiful. I am so ugly.



Then one day the winter comes. There is snow all around. The river turns to ice. The ugly duckling is very cold and unhappy.

I am all alone.
I am so cold.

And then comes the Spring. The sun shines again and the trees are fresh and green.

One morning the ugly duckling sees the beautiful swans again.



The duckling is very sad. He begins to cry.

I am so ugly, I am alone.
I have no friends.

The ugly duckling (continued)



While he is crying he looks down between his tears. He sees his reflection. He is a beautiful swan.

Is that me?

Just then some swans swim by. They call the ugly duckling to swim with them. The ugly duckling jumps into the water. He feels very happy.

Come and swim with us.
You are a swan, like us.
You are the most beautiful of all swans.



81 Bear has a haircut 36

Reads narrative text about Pam's teddy bear.
Answers questions based on the text.
Sorts words into the correct sound boxes (oy, oi, ell, all-sounds)
Writes sentences using given words.
Copy letters *A, a*

82 My special toy 38

Conducts a survey and tabulates findings.
Numbers pictures to show correct order.
Writes a sentence about each picture.
Identifies an alternative pronoun for the underlined words.
Fun activity

83 Bongki makes lunch 40

Discusses the picture.
Reads a recipe.
Answers multiple choice questions based on the recipe.
Reads the words and listens to the sounds (ay sounds)
Writes sentences using given words.
Writes sentences about what they like to eat.
Copy letters *B, b*

84 Food that I like 42

Draws a picture of something they like to eat.
Explains to a friend the sequence for making it.
Matches sentences (subject-object).
Fills in the missing words using the pictures as clues.
Find and circle words in the word puzzle.

85 Home safety 44

Reads a pamphlet about home safety.
Answers specific questions based on the text.
Phonics: (ai, ell, ill-sounds)
Writes sentences about what they do to be safe at home.
Copy letters *C, c*

86 House rules 46

Draws a picture so show what must be done to be safe at home.
Writes a sentence about their picture.
Uses correct punctuation.

Matches the synonyms.
Completes questions about themselves giving pronoun answers.

87 The missing cell phone 48

Reads narrative text about the missing cell phone.
Answers questions based on the text.
Sorts words (scr, str, gr, cr-sounds).
Writes a story about losing something.
Copy letters *D, d*

88 Up, down, in and around 50

Using prepositions to help locate hidden items.
Gives propositions pertaining to pictures.
Completes words using either scr or str.
Reads instructions and then completes drawing.
Sorts words according to sounds (dr, tr, pl, sl-sounds).

89 Cat needs care 52

Reads an advert.
Answers multiple choice questions based on the text.
Sorts words according to sounds (scr, ike, ake, y-sounds)
Writes about their pet.
Copy letters *E, e*

90 A home for a lost cat 54

Fill in vowels a, e, i, o and u to complete words to match the pictures.
Identifies questions, exclamations and statements.
Rewrites the sentences using correct punctuation.
Designs an advert about a lost pet.

91 Party invitation 56

Reads an invitation.
Answers questions based on the invitation.
Phonics: (y-sounds).
Writes sentences using given words.
Writes sentences about their birthdays.
Copy letters *F, f*

92 Come to my party 58

Completes an invitation for their own party.
Rewrites sentences in past tense.
Identifies nouns and verbs in the sentences.
Completes the table using the information from the picture.

93 Five little chickens 60

Reads poem about five little chickens.
Writes sentences using given words.

94 The five little chicks 62

Recites and role plays the poem.
Identifies the correct past tense words.
Forms compound words.
Sorts words according to sounds.

95 The hippo and the tortoise 64

Cut-out story book.

96 The hippo and the tortoise (continued) 65

Reads narrative text.
Discusses the text with a friend.





Let's read


Pam has a very special teddy bear. She likes to sleep with her teddy. Her little brother John also likes to play with the teddy bear.

Look how nice I made Teddy look.



Today when Pam came home from school she found her teddy bear had cuts on its head and tummy. Her baby brother cut the teddy's hair.

Why did you spoil my teddy? That is not right!



Pam was very angry. She was cross with her little brother.

Then mother put a red hat and a blue jacket on the teddy.



Look, Pam. Teddy looks good again.

Date: _____



Let's write Read the story, then answer the questions.

Sight words

right
sleep
tell

What was Pam's special toy?

It was a _____

Who cut the bear's hair?

How did Pam feel when she saw the bear?

She felt _____

What did Pam's mother put on the bear?

She dressed him in a _____



Word work

Fill in the words in the correct spaces. Read the words and listen to the sounds. Then write two sentences of your own in your exercise book.

joy

tell

boy

sell

spoil

fall

oil

tall

toy


boil

well

ball


Write 2 sentences about a special toy that you like.

Let's write



Copy the letters.

Let's write




a a

a a

TEACHER: Sign _____

Date _____

My special toy



Let's do

Find out what special toys your friends have. Write their names in the top row and then write their special toys in the bottom row.

Name	Pam 		
Toy	teddy bear		



Let's write

Number these pictures in the correct order.



Now write 1 sentence about each picture.

1	
2	
3	
4	

Date: _____



Let's write

Read each sentence, then circle the word (pronoun) that you can use in the place of the underlined words.

<u>Pam</u> likes to play with her teddy bear.	You	He	She
<u>Pam's mother</u> fixed the bear.	You	He	She
<u>Pam's little brother</u> cut the bear.	You	He	She
<u>The bear</u> looked good again.	It	He	She
<u>Pam and her mother</u> are girls.	They	He	She




Fun

Trace the string to see what special toys they have.



TEACHER: Sign _____

Date _____



Let's speak

Look at the picture and talk about what you see.



Let's read

Bongi will make lunch for her friends after school today.



The magic sandwich

What you need

1 tablespoon of condensed milk peanut butter
1 banana 2 slices of bread

What you must do

- Spread peanut butter on one slice of bread.
- Slice the banana and place the slices on top of the peanut butter.
- Spread some condensed milk on the other slice of bread.
- Put the two slices together to make a sandwich.
- Cut it into four pieces.

Eat and enjoy.



Date: _____



Let's write Put a tick (✓) next to the correct answer.

How many slices of bread do you need?	
A	One
B	Two
C	Three

What else do you need?	
A	Peanut butter
B	Cheese
C	Condensed milk

How many pieces of sandwich are there when you have cut it up?	
A	One
B	Two
C	Four

What fruit do you need?	
A	Apple
B	Pineapple
C	Banana



Word work

Read the words and listen to the sounds. Then write two sentences of your own in your exercise book.


day	way	play	ray
say	pay	stay	hay
may	bay	pray	lay

Sight words

jump
little
said
play

Write 2 sentences about what you like to eat.

Let's write





Copy the letters.

Let's write



b *b*


B *B*

TEACHER: Sign _____

Date _____

Food that I like

Term 3 – Week 5–6



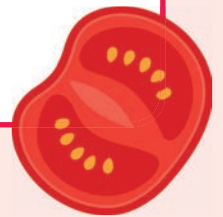
Let's do

Draw a picture of something you can make to eat. Tell your friend how to make it. Say:

First I ...

Then I ...

Then I ...



Let's write

Make four sentences. Draw a line to match the part in the blue box with the right part in the green box.

Pam was cross

I ate a sandwich

I took my umbrella

I blew out my candles

because it was my birthday.

because her brother cut the teddy.

because I was hungry.

because it was raining.



Let's write

Fill in the missing words in these sentences.

fish

apples

sweets

bread

tea

milk

I like to drink



_____.

She likes



_____.

Date: _____

We like



_____.

He likes to eat



_____.

They like to eat



_____.

He likes to drink

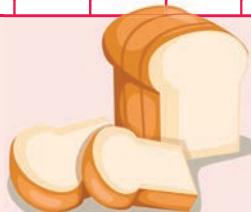
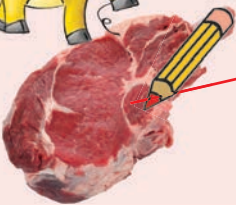



_____.



Find and circle the word in the box. Then draw a line from the word to the correct picture. Some words go across and some go down.

m	e	a	t	x	y	p	e	a	s
p	g	c	h	e	e	s	e	p	q
q	g	r	b	t	u	f	e	p	u
w	d	j	r	q	w	i	r	l	h
r	s	w	e	e	t	s	n	e	t
t	g	h	a	x	v	h	y	s	z
y	h	l	d	w	x	v	m	p	x
t	e	a	x	r	z	m	i	l	k



TEACHER: Sign _____

Date _____



Let's read

BE SAFE AT HOME



Push pots to the back of the stove.



Don't play with the kettle cord.



Don't play with medicines.



Don't play with tins or sharp things.



Never play with plugs.



Don't play with paraffin cookers.



Let's write

Read the pamphlet and then answer the questions.



Write down what mother bear tells us to do so that we are safe at home.

Write down what the kangaroo tells us to do so that we are safe at home.



Date: _____




Write down what the rabbit tells us to do so that we are safe at home.

Blank writing area with three horizontal lines for the rabbit's message.

Write down what the elephant tells us to do so that we are safe at home.

Blank writing area with three horizontal lines for the elephant's message.



Word work

Read the words and listen to the sounds.
Then write two sentences of your own in your exercise book.

pain	snail
main	rain
drain	hail

well	hill
tell	ill
smell	pill

Sight words

down
around
home



Let's write

Write 5 sentences about what you do to be safe at home.

Large blank writing area with five horizontal lines for writing sentences.




Copy the letters.

Let's write



Handwriting practice box with a cursive 'a' and a dotted 'a' on a lined background.

Handwriting practice box with a cursive 'b' and a dotted 'b' on a lined background.



Let's do

Draw a picture to show what you must do to be safe at home. Then write a sentence about your picture.





Let's write

Write these sentences using the correct punctuation. Use a capital letter at the beginning of the sentence and a full stop or question mark at the end. Remember to use a capital letter when you write the names of people, months, places or days.

on saturday sam and ann went to play at thabo's house

do you like ice cream

bongi and nomsa went to durban in july

my name is

Date: _____



Let's write

Draw a line from the words in the green column to the words in the blue column that have the same meaning.



correct
little
a lot
speak
lost
pretty



small
right
beautiful
plenty
missing
talk



Fun

Complete these sentences about yourself and what you like.
All the answers are names, so they must start with a capital letter.

My name is

My best friend is

I was born in

My birthday is in

My favourite day of the week is

My teacher's name is

My favourite book is

My favourite TV show is

TEACHER: Sign _____

Date _____

The missing cell phone



Let's read

Bongi's dad lost his cell phone.

He screamed, "Do you know where my phone is?"

We looked **under** the bed.

On top of the shelf.

Behind the desk.

In Dad's pocket.

Outside the house.

Inside the house.

Next to the table.

Above the TV.

Then – ring ring, ring ring.

We found the phone **in** the fridge!



Ring ring!
Ring ring!



Let's write

Read the story and then answer the questions.

What did the father lose?

He lost his

Write down 2 places where they looked for the phone.

They looked

Date: _____

Where did they find the phone?

They found it

Have you ever lost something? What was it?



Word work

Fill in the words in the correct spaces. Read the words and listen to the sounds. Then write two sentences of your own in your exercise book.

scrub

green

crab

stream

strong

crust

grass

scrum

scream


street

grow

cream

Sight words

down
under
around
again




Let's write

Write a story about when you lost something. What was it? Where did you find it?

Large writing area with horizontal lines for a story.




d




Copy the letters.


Let's write



D



Up, down, in and around



Let's do

Hide something in the class. Your friend must look for it. He or she must say "I am looking behind ... or under ... or next to ... or on". Use the words in red in the story on page 48 to help you.



Let's write

Say the word for each picture. Then complete each word using either **scr** or **str**.

scr

str



str eet



___ eam



___ eam



___ atch



___ etch



___ ong



___ awberry



___ ub



___ ew


Date: _____



Read these instructions, then finish the picture.



Draw the sun and a plane above the tree.	Draw a snail in front of the flowers.
Draw a bird in the tree.	Draw a tortoise next to the flowers.
Draw flowers under the tree.	Draw a butterfly above the tortoise.



Let's write Sort these words into these gift boxes.

drink	train	sleep	please
play	slip	tree	dream
drag	trap	sling	plum



TEACHER: Sign _____

Date _____



Let's read

Do you love cats?

We have a fluffy, jumpy,
pretty little kitty who
needs a home.

She has a long tail and
stripes.

She likes milk and fish.

Her name is **Tabby**.

If you want to help and give her love
and care, phone Gugu at the
SPCA, 012 012 0120.



Let's write

Read the advert and then tick (✓) the correct answer.

What pet needs a home?

A	Dog
B	Cat
C	Horse

Who should you call if you want the cat?

A	Gugu
B	The pet shop
C	The farmer

Date: _____

What is the cat's name?

A Tabby

B Kitty

C Ben

What does she like to eat?

A Milk

B Cheese

C Fish

What does she like to drink?

A Milk

B Juice

C Tea

How does the cat behave?

A She is always sleepy.

B She likes to jump.

C She likes to fight.



Word work

Fill in the words in the correct spaces. Read the words and listen to the sounds. Then write two sentences of your own in your exercise book.

scream

bike

kitty

take

make

pretty

hike

scratch

screw

rake

like

baby

Sight words

before
best
both
buy



Let's write


Write about your pet.

Handwriting practice area with four horizontal lines for writing.



Copy the letters.

Let's write



Handwriting practice box for the letter 'e', showing a cursive 'e' and a dotted 'e' for tracing.

Handwriting practice box for the letter 'E', showing a cursive 'E' and a dotted 'E' for tracing.

A home for a lost cat

Term 3 – Week 7–8



Let's do

Add a vowel, a, e, i, o, or u, to each of these words to make the word match the picture.

a e i o u

cake
b ___ ke
c ___ se
r ___ de




r ___ ke
k ___ te
c ___ ge
c ___ be



Let's write

Say whether these are questions, exclamations or statements. Then fill in either ?, ! or a ..



What is your name?	Question 
Stop that	
The date is 25 July	
Hurry up	
Where do you live	
When is your birthday	
I like summer	
Do you like cats	

Date: _____



Let's write

Rewrite these sentences and using capital letters and add the correct punctuation.



do you like cats

my cat's name is tabby

jabu and sam like to play soccer

my birthday is in september



Fun

Make an advert about a lost pet.
Fill in the missing spaces to complete the advert.
Then draw a picture to show what the pet looks like.



HELP FIND A LOST



Fill in what kind of pet it is.

Have you seen my

My pet's name is

If you find my pet please call

(Fill in your name.)

at

(Fill in your phone number.)

My pet looks like this

(Draw a picture of your pet.)





TEACHER: Sign _____

Date _____



Let's read



Let's write

Read the invitation, then answer the questions.

Who is having a party?	
How old will he be?	
What time will the party start?	
What time will the party end?	
What is the date of the party?	
What is Thabo's house number and street name?	

Date: _____

Sight words

out
please
pretty
baby



Word work

Read the words and listen to the sounds.
Then write two sentences of your own in your exercise book.

fluff y	silly	party
stuff y	kitty	baby
dirty	puppy	pretty



Write 3 sentences about your birthday.

Let's write



Blank writing lines for writing 3 sentences about a birthday.




Let's write

Copy the sentence.



Will you come to my party?




Copy the letters.

Let's write



f f

F F



Let's do

Fill in this invitation
for your own party.



Come to my party!

I am turning _____.

My party will be on _____.

It starts at _____ o'clock and
ends at _____ o'clock.

My address is:



House number _____

Street _____



Place _____



My phone number is _____

From _____

Please tell me if you can come.



Let's write

Rewrite these sentences, starting each one with "Yesterday".

Today is my birthday.

Yesterday it was _____

Today it is raining.

Yesterday it was _____

Today it is sunny.

Yesterday it _____



Date: _____



Let's write

In each sentence, underline the name of the person, then circle the action word that tells us what the person is doing.



Jabu runs to school.

Ann reads a book.

Pam holds her teddy.

Sam plays soccer.



Peter kicks the ball.

Lebo talks on the phone.

Bongi buys a cat.

Mandu eats chips.



Fun

How old are they?
Fill in their names
and ages in the
table from the
youngest to the
oldest.



Peter	Thabo	Candy	Lulu	John
3	7	9	6	5

Name	Age

Name	Age

TEACHER: Sign _____

Date _____



Let's read




Mother hen and her chicks

Said the first little chicken,
With a quick little squirm,



Said the next little chicken,
With an odd little shrug,



Said the third little chicken,
With a sharp little squeal,



Said the fourth little chicken,
With a small sound of grief,



Date: _____

Said the fifth little chicken,
With a faint little moan,

I wish I could find
a small little stone.

5



"Now see here," said the mother,
from the green garden patch,

If you want any dinner,
Just come here and scratch.

6



Word work

Read the words and listen to the sounds.
Then write two sentences of your own in your exercise book.

shrug	squirm	scratch
shred	squirrel	patch
shriek	squeeze	match

Sight words

don't
fast
first
five

Copy the sentence. Let's write



Chickens scratch and shrug.




Copy the letters. Let's write



g

ly



Let's do

Read the poem about the five little chicks and then practise reading it with five of your friends. Each one of you must take a turn to be one of the chicks. One of you must be the mother hen.



Let's write

Circle the correct word.

Yesterday I **went**/**go** to play at Bonggi's house.

Tomorrow I **went**/**will go** to school.

Last week I **see**/**saw** the baby chickens.

Now I am **playing**/**played** with my new cat.



Let's write

Complete these word sums.

butter + fly =




flower + pot =



straw + berry =



gold + fish =



note + book =



tooth + brush =




Date: _____



Fill in these words in the sound boxes on the big wheel. Cross them off the list when you have written them down in the correct boxes.


- | | | | | | | | |
|-------|--------|------|---------|--------|-----|-------|--------|
| sail | boil | rail | scratch | street | boy | day | scream |
| less | strong | pay | royal | hatch | oil | catch | mess |
| match | spoil | rain | hiss | say | toy | strap | screw |



TEACHER: Sign _____

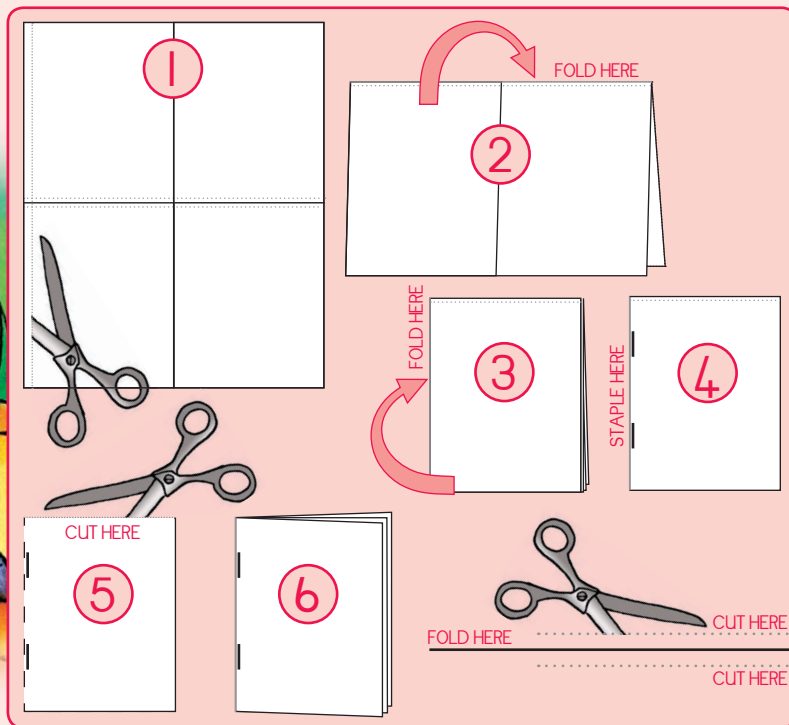
Date _____

The hippo and the tortoise



Let's read

Make this cut-out book so that you can read the story about the hippopotamus and the tortoise. Fold on the solid lines and cut on the dotted lines.



Let's speak


Now read this story about a hippopotamus and a tortoise. It is a true story. Talk to your friends about what good friends the two animals are.



Let's write

Read the story about the hippopotamus and the tortoise again and then write 5 sentences to tell the story.

8



This baby hippo is lucky. Let us give him a name.

b



I want my mommy.

Come, baby Owen. We will take you to a game park.

They took Owen to a park. He lived in a garden with a big pond.


Fold on the solid line

Cut on the dotted line after you have stapled your book



Later when Owen got older he met a girl hippo called Cleo. Today he lives happily with Cleo.

Staple here



Fold on the solid line

16



The hippopotamus and a tortoise

1




7




They pulled the baby hippo out of the sea.

10



What's your name?

The baby hippo was living happily with his mother.




2

Owen played with the old tortoise. He liked to ride on Mzee's back.




15

11




In the park, he met a big tortoise.

9




Everyone tried to help the hippo to get back to land. They used fishnets and a car to pull him out of the sea.

The hippo and the tortoise were best friends. They ate, swam and played together.




14



3


5



Help! Help me, please!
I am too small to swim.

The water washed him down
the river and he landed in
the sea.

12



Will you be
my mom?
Please?

The baby hippo missed his mother.

One day there was a big storm.
The rain washed the baby hippo
from his mother.


Help! Help! Where
is my mommy?



7

The old tortoise could see that
Owen was a baby. He had to look
after Owen and show him what
to eat and where to sleep.

Now listen to
me, baby.



13

Contents	97 News from a friend 70	Writes sentences using some of the words. Copy letters <i>N, n, O, o</i> and <i>P, p</i>	110 Riddles 97	Matches the riddles to the correct pictures. Answers the riddles.	
	Reads a letter. Answers multiple choice questions based on the letter. Calculates specific dates and days in the letter and records them on the calendar.	104 What happened to Dan 84	Role plays what happened to Dan. Draws pictures to depict their daily activities for the week. Writes sentences about the pictures. Completes words and then matches them to pictures.	111 Jack and the beanstalk 98	Reads the narrative about Jack and the beanstalk.
	98 Our plans 72	105 Travelling around 86	Reads narrative text about the upcoming holidays. Fills in holiday plans on a calendar. Answers questions based on the holiday time table. Sorts words according to sounds (<i>y, str</i> and <i>scr</i> -sounds). Writes sentences using given words. Copy letters <i>Q, q, R, r</i> and <i>S, s</i>	112 Jack and the beanstalk (continued) 110	
	Phonics: (<i>ou, ow</i> -sounds) Writes sentences using given words. Sequences sentences according to story. Writes about their own news. Recites a poem.	106 Still travelling 88	Identifies provinces on the map. Uses correct punctuation. Punctuates sentences and identifies sentence types. Writes suitable titles for the books. Makes predictions of what books will be about.	112b Jack and the beanstalk (continued) 112	
	99 Our school concert 74	107 My family and pets 90	Reads narrative text about family and pets. Completes the table about their family members under the prescribed headings. Phonics: (<i>y</i> -sounds) Writes sentences using given words. Copy letters <i>T, t, V, v, W, w, X, x</i> and <i>Y, y</i>		
	Reads school concert programme. Answers questions based on the concert programme. Phonics: (<i>ar, ir</i> -sounds). Writes sentences using given words. Writes sentences about what they will do in the holidays. Copy letters <i>H, h, I, i</i> and <i>J, j</i>	108 What is special? 92	Fun activity joining dots. Rewrites sentences using correct punctuation. Identifies verbs and nouns. Completes an award certificate for a family member.		
	100 What happened after the concert? 76	109 Writing a story 94	Discuss a story plot with a friend. Fills in story planner using prescribed headings. Follows instructions for cut-out story book.		
	In groups choose an item from the concert programme, present it to the class. Predicts ending for story. Completes last speech bubble in the story. Matches the sentences to their correct endings. Word puzzle.				
	101 Time 78				
	Reads the story about the times of Busi's activities. Identifies correct time from the story. Fills in table of Busi's daily activities. Phonics: (<i>or</i> and <i>ar</i> -sounds). Copy letters <i>K, k, L, l</i> and <i>M, m</i>				
	102 My busy day 80				
	Tabulates their daily activities according to time. Uses past tense words in sentences. Matches antonyms. Draws pictures to complete pictures.				
	103 Dan has a bad week 82				
Reads narrative text about Dan. Answers questions based on the text. Sorts words according to sounds (<i>ir</i> and <i>ur</i> -sounds).					



Let's read



24 Crest Road
Seaville
3880

20 August 2015

Dear Bongji

It was good to see you at the netball.

We are now very busy at school. Next Friday we will have our school concert. The girls will do a traditional dance. The boys will read a poem about a hippopotamus and a tortoise. Jabu will be a clown in the concert.

We have fun at school. At playtime
I play with Mandu and Lizzy.
Yesterday we played hide-and-seek.
Mandu hid in the tree house. We looked
all over the playground but we could
not find her.
I shouted, "Mandu come out now!"
Then we found her.

See you next time we play netball.

Suzy



Date: _____



Let's write

Read the letter again, then tick (✓) the correct answer.

Who wrote the letter?

A	Bongo
B	Suzy
C	Mandu

Who are Suzy's friends?

A	Mandu and Robbie
B	Mandu and Lizzy
C	Lizzy and Sandy

In what month will the concert be?

A	August
B	September
C	October

What will Lizzy do in the school concert?

A	Dance
B	Be a clown
C	Read a poem



Let's write

Read the letter carefully. Try to work out the dates and days that are in the letter. Mark them on the calendar. Then answer the questions.

August						
Monday	Tuesday	Wednesday	Thursday	Friday	Saturday	Sunday
				1	2	3
4	5	6	7	8	9	10
11	12	13	14	15	16	17
18	19	20	21	22	23	24
25	26	27	28	29	30	31



On what **date** did Suzy write the letter?

On what **day** did she write the letter?

On what **date** did she play hide-and-seek?

On what **day** did she play hide-and-seek?

TEACHER: Sign _____

Date _____



Word work

Read the words and listen to the sounds. Then write two sentences of your own in your exercise book.

our	found	now	cow
out	ground	how	clown
shout	round	brown	town



Sight words

looked
wanted
about
shouted



Let's write

Number these sentences in order from 1 to 3.

	Suzy will dance in the school concert in August.
	Suzy wrote a letter to Bongji.
	Suzy and Lizzy met at netball.



Let's write

Write your own news.



Yesterday I

Today I

Tomorrow I will


Next month I will



In your group,
practise reading
this poem about
Mzee, the tortoise,
and the baby hippo.



The happy hippo song
Little baby hippo
Sprayed water from his nose.
He walked along the river
Squishing mud between his toes.
Along came Mzee
Who was walking round the bend.
Mzee and Baby Hippo became
the very best of friends.





Let's read



**Programme for
Lesedi Primary School Concert**

Date: 26 August 2015
Time: 6:00 pm to 7:30 pm

Items

- 1 Opening by our Principal, Mrs. A Nkuna.
- 2 Poem about Mzee and the hippo.
- 3 Traditional dancing.
- 4 Prize giving for Grades 1, 2 and 3.
- 5 Grade 3 singing.
- 6 Jabu the clown.

Entry for free

Cake and candy will be sold before the concert starts.



Let's read

Read the programme for the school concert, then answer the questions.

What is the date of the concert?	
What time does it start and end?	Starts _____ Ends _____
What is the surname of the school principal?	
Who will be the clown?	
What grade will be singing?	
What grades will get prizes?	
What will be for sale at the concert?	
How much will it cost to attend the concert?	

Date: _____

Sight words

jump
little
said
play



Word work

Read the words and listen to the sounds.
Then write two sentences of your own in your exercise book.

car	farm
star	arm
dark	bark

firm	bird
shirt	skirt
dirt	girl



Write 6 sentences about what you will do in the holidays.

Let's write



Handwriting practice area with six horizontal lines for writing sentences.



Copy the letters.

Let's write

Handwriting practice box for the cursive letter 'h'. It shows a solid cursive 'h' followed by a dotted cursive 'h' for tracing.

Handwriting practice box for the cursive letter 'H'. It shows a solid cursive 'H' followed by a dotted cursive 'H' for tracing.

Handwriting practice box for the cursive letter 'i'. It shows a solid cursive 'i' followed by a dotted cursive 'i' for tracing.

Handwriting practice box for the cursive letter 'J'. It shows a solid cursive 'J' followed by a dotted cursive 'J' for tracing.

Handwriting practice box for the cursive letter 'j'. It shows a solid cursive 'j' followed by a dotted cursive 'j' for tracing.

Handwriting practice box for the cursive letter 'z'. It shows a solid cursive 'z' followed by a dotted cursive 'z' for tracing.






Let's do

In your group, choose one item from the concert programme and practise it. Present it to the class as a role play. Let them tell you what item your role play is on the programme. You may want to read the poem, practise a dance or sing a song.



Let's write

Now look at these pictures. Tell your friend the story and how you think it will end. Then fill in the last speech bubble to show what the teacher says.



Date:



Let's write

Match the start of the sentence in the blue box with the correct ending in the green box.

Pam ate her lunch

I ate a sandwich

I called teacher

Teacher was cross with Jim

because Jim wanted my lunch.

because she was hungry.

because he was naughty.


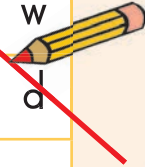

because I was hungry.



Fun

Find and circle the words in the box that match the pictures. Then draw a line from the word to the correct picture. Remember, the words can go across or downwards.


c	o	u	c	h	b	z	c	o	w
r	z	x	l	o	f	y	b	x	s
o	q	m	o	u	s	e	l	g	o
w	w	o	w	s	h	u	k	r	p
n	r	w	n	e	r	j	j	e	w
d	t	s	j	x	c	l	o	u	d
g	h	m	n	z	q	n	h	n	z
m	o	u	t	h	w	h	i	d	e







Let's read



Read the story and then match the clocks and the pictures to the correct sentences. We have done the first one for you.





On Monday Busi wakes up at 6 o'clock in the morning.




She goes to school at 7 o'clock in the morning.




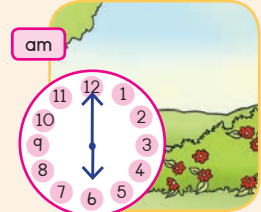
At 1 o'clock in the afternoon she comes home.





She plays with Pam at 3 o'clock in the afternoon.




She does her homework at 4 o'clock in the afternoon.



She eats her supper at 6 o'clock.



She goes to bed at 8 o'clock.



Date: _____

Sight words

dark
liked
hard
over



Let's write

Fill in what Busi does at these times each day.

6 o'clock	
7 o'clock	
1 o'clock	
3 o'clock	
4 o'clock	
6 o'clock	
8 o'clock	




Word work

Read the words and listen to the sounds.


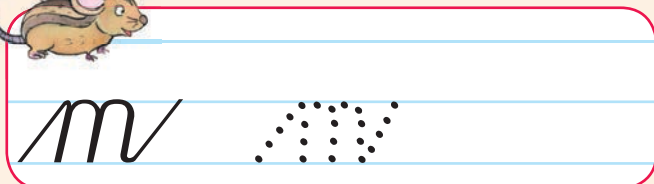



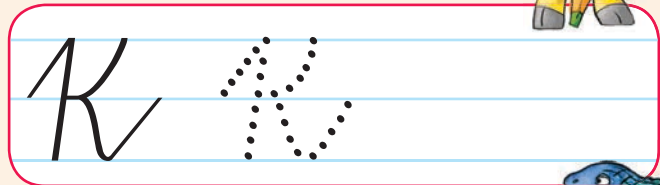
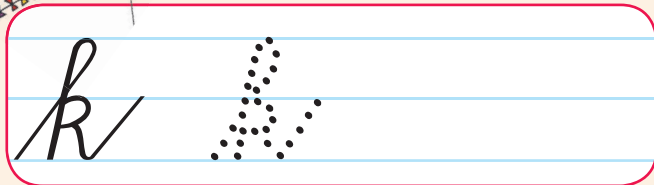
Then write two sentences of your own in your exercise book.

work	worm	park	art
worst	word	far	card
world	doctor	jar	shark



Copy the letters.

Let's write






Let's do

Fill in what you do at these times each day.

6 o'clock	
7 o'clock	
1 o'clock	
3 o'clock	
4 o'clock	
6 o'clock	
8 o'clock	



Let's write

When **ed** is added to an action word, it means that the action has already happened. Read each pair of sentences. Add **ed** to the shaded word and use it to complete the second sentence.

Busi and Pam like to **play**.Last week they **played** netball.Jabu can **jump** like a frog.

Yesterday he _____ with John.

Busi can **cook**.

Yesterday she _____ fish for us.

Pam can **kick** the ball very hard.

She _____ so hard she broke the window.



Date: _____

Opposites



Let's write



Draw a line from the words in the green column to words in the blue column that have the opposite meaning.



Fun

Read the sentences then complete drawing these 3 pictures.

1 It is 8 o'clock in the morning.
The sun is shining.
The dog chases the cat.



2 The cat runs up the tree.
It is sunny.



3 It is night time and the cat
comes down the tree.

TEACHER: Sign _____

Date _____



Let's read

Poor Dan had a bad week. He woke up late on Monday. He missed the bus and was late for school. "Why are you late, Dan?" asked his teacher.



On Tuesday he went to school but he left his school bag on the bus. When he came into class, he only had a soccer ball. "Where is your school bag, Dan?" asked his teacher.

On Wednesday he woke up early. He got onto the bus. He rode and rode. But Dan was on the wrong bus. The bus took him to some other school. "Where is Dan today?" asked his teacher.



On Thursday Dan could not find his uniform. So he went to school in his swimming costume. "Where is your uniform, Dan?" asked his teacher.

On Friday Dan woke up very early. He went to school while it was still dark. He was so tired he slept in class. "Why are you sleeping, Dan?" asked his teacher.



On Saturday Dan went to school but the school gate was locked. Silly Dan! There is no school on Saturday.

Date: _____

Sight words

window
green
different



Let's write

Read the story and then answer the questions.

Why was Dan late on Monday?

Because he

On which day did Dan take his soccer ball to school?

On which day did Dan go to school in his swimming costume?

What happened when Dan went to school on Saturday?



Word work

Fill in the words in the correct spaces. Read the words and listen to the sounds. Then write two sentences of your own in your exercise book.

third

hurt

surf

birth

chirp

turn

first

birthday

burn

fur

curve

sir



Copy the letters.

Let's write



n n


n n

o o

o o

p p

p p



TEACHER: Sign _____

Date _____

What happened to Dan

Term 4 – Week 1–2



Let's do

Make up a role play to show what happened to Dan each day. Take turns to be Dan. You can also take turns to be the teacher.



Let's write

Draw a picture to show what you do each day of the week. Fill in the days.



Let's write

Now look at the pictures you drew and write down what you do on these days.



Monday	
Tuesday	
Wednesday	
Thursday	
Friday	
Saturday	
Sunday	



Date: _____



Fun


Join these words.
Then find the word that matches the picture.



d
pl
st

ay

day



r
t
s

ail

t
j
b

oy



gr
sh
bl

ow

r
s
st

ing



du
bla
ba

ck

g
b
c

oat



wa
di
wi

sh

su
mu
bun

ch



dr
cr
str

eam



Let's read

It is nearly time for the holidays. All the children are talking about what they will do in the school holidays. Five children will travel to other towns. Their teacher asks them to fill in, on the planner, what they will do in the holidays.



Holiday plans

Name	Day	Places	What will you do there?
Ann	Thursday	Johannesburg	Go to my cousin's party.
Dan	Monday	Polokwane	Visit my grandmother.
Bongi	Wednesday	Durban	Go to the beach.
Jabu	Friday	Mbombela	Go to the Kruger Park.
Busi	Saturday	Umtata	Go to a wedding.

Fill in what you will do.

Date: _____



Let's write

Read the holiday time table and then answer the following questions.

Who will go to Johannesburg?	
What will Dan do on Monday?	
Who will go to the beach?	
What will Busi do on Saturday?	
Who will go to the Kruger Park?	
Where would you like to go?	



Word work

Fill in the words in the correct spaces. Read the words and listen to the sounds. Then write two sentences of your own in your exercise book.

sky

dry

scrap

stripes

street

scrub

stand

stick

cry

stop

stream

scream


Sight words

stopped
please
coming
along



Copy the letters.

Let's write



q q

Q Q

r r



R R

s s



S S

TEACHER: Sign _____

Date _____

Term 4 – Week 3–4



Let's do

Draw a line to show where each child is going.



Dan

Polokwane

Polokwane

Mbombela

Johannesburg



Bongsi

Durban

Durban



Jabu

Mbombela

Mthatha

Johannesburg

Ann



Busi

Mthatha



Let's write

Rewrite each sentence using capital letters and full stops.

pigs have curly tails

the giraffe has a long neck

the zebra has stripes

the elephant has a long trunk

Date: _____




Let's write

Complete these sentences using the correct punctuation. Fill in what kind of sentence each one is, then add the correct ending.

We end a **telling** sentence with a full stop. (.)
We end a **question** with a question mark. (?)
We end a sentence that shows **excitement** with an exclamation mark. (!)





I like sweets (.)	telling 
What is your name	
Don't cross the road, there's a car	
Where do you live	
I have a pink teddy	
What are you reading	
I don't like winter	
Watch out, there's a snake	




Fun

Write titles for each of these books. The title of a book tells us what the story is about. Tell your friend what you think each book is about. Number the books in the order in which you want to read them. Start with 1 for the book you want to read most, and end with 4 for the book you want to read least.



TEACHER: Sign _____

Date _____



I have a big **family**. Today our cousins are visiting us. My mother is a nurse. My father works on a ship. My grandmother looks after us when my mother is at work.

I like it when my cousins visit because we play soccer and hide-and-seek. Sometimes my **baby** sister wants to play with us, but she can't. She is too small.

We have four pets. I have a goldfish and a bird. My sister has a **puppy** and a **pretty kitty**. Sometimes her kitty wants to eat my fish.



Let's write

List the names of people in your family. Say how they are related, and fill in their ages.

Name	What kind of family member	Age
Peter	Cousin	12

Date: _____

Name	What kind of family member	Age



Word work

Read the words and listen to the sounds.
Then write two sentences of your own in your exercise book.

party	silly	fluffy	fry
baby	kitty	stuffy	try
pretty	puppy	dirty	July



Sight words

which
giant
magic
any



Copy the letters.

Let's write



t T

w W

u U

x X



v V

y Y

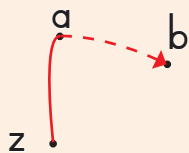
What is special?

Term 4 - Week 3-4



Let's do

What pet is this?
Join the dots in alphabetical order to find out.



z .
y .
x .
w . v .
u .
t .



c . d . e . f .
.g .h .i .j .k .l .m .n .o .p .q .r .



Let's write

Write each sentence using capital letters and the correct punctuation.

can we go to the park

Can we go to the park (?)

ann and bongi go to the park

don't swing so high

can I have a balloon



Date: _____



Let's write

Action words tell us what is happening. Read each sentence and underline the action word (verb). Then circle the person or thing that is doing the action.



The birds fly.



The cat jumps.

The duck swims.



The children play.

The clock ticks.



The girl sings.

The baby cries.



Fun

A special award for a family member



Fill in the name of the person.


Describe his or her character. What makes this family member special?

How is the person related to you? Is this your mother or father or sister or brother?

Award given by

Date

Draw the person.



TEACHER: Sign _____

Date _____



Let's speak

Talk to your friend about a story that you will write.
Then fill in your ideas on this page.



My story planner

The characters
and the setting.



The beginning

The middle

The end

Who is in your story?

Where does the story happen?

When does the story happen?


What happens at the start of the story?

What happens in the middle of the story?

How does the story end?



BACK COVER



ABOUT THE WRITER



Write your name

Your age

Where you live

8

Step 4: Cut on the solid line after you have stapled your book

COVER

Draw picture here.

Write the title of the book here.

Fill in your name (you are the writer).

1



Step 1: Fold on the dotted line

9

Continue with your story here.

Draw picture here.



7

Write the middle of your story here.

Draw picture here.



Draw picture here.

Start writing your story here.

Four horizontal blue lines for writing.

2

Draw picture here.

Finish your story.

Four horizontal blue lines for writing.

7



3

Continue with your story here.

Four horizontal blue lines for writing.

9

Write what happens at the end of your story.


Four horizontal blue lines for writing.



Draw picture here.

Draw picture here.

house



Fun


Match these riddles to the correct pictures. Then fill in the answers in the space provided.

I am big and you live in me.
What am I?

house



horse



My neck is long. I eat leaves from
the trees. What am I?

dinosaur




I have long ears and I hop very
fast. What am I?



ice cream

I like to play and I am soft.
What am I?

giraffe




I am very, very big. I lived a long
time ago. What am I?

umbrella



I am red and yellow and very
pretty. What am I?

rabbit



I am big and brown and I can run
and jump. What am I?

tortoise



I am cold and sweet and you can
eat me. What am I?

flower



I take my house wherever I go.
What am I?

cat



I go up when the rain comes
down. What am I?



Let's read

We have no money for food. That nasty giant stole our hen.



Take the cow to the market and sell her so that we can buy food.


Once upon a time there was a boy called Jack. Jack lived with his mother. He had no father.

When his father was still alive, a bad giant stole his harp and his hen that laid golden eggs.

Jack and his mother were very poor. Jack's mother told him to take the cow to the market to sell her.



On the way, Jack met the butcher, who showed him five magic beans. Jack gave him the cow and took the beans.



But my mother said I must get money for her.



You gave our cow to him for five beans?

Jack's mother was very cross. She threw the beans out of the window. There was no food, so she and Jack went to bed without supper.



The next morning there was a very tall beanstalk outside the house. Jack climbed up the beanstalk.

When Jack got to the top, he saw that the bad giant lived there. He also saw his father's harp and hen. Jack took the gold and climbed down the beanstalk.



The next day Jack went back up the beanstalk to fetch his father's harp. He saw his father's hen that laid the golden eggs.

Jack took the harp and hen. But then the giant woke up! The giant chased Jack.

You took these from my dad.

Give me my hen!



Fee, fie, fo, fum!
I can smell the farmer's son.

Jack climbed down the beanstalk and the nasty giant ran after him.



Jack called his mother.
She ran out with a chopper.




His mother chopped as fast as she could. Before the giant could catch Jack, the beanstalk fell down.



Jack and his mother lived happily ever after.

Now we are not poor anymore.



I am so glad you found Father's things.

113 Busi's birthday present 104

Reads narrative text about Busi's birthday.
Reads an advert for a bike.
Answers questions based on text.
Writes a birthday message on Busi's birthday card.
Phonics: (oi, y, ir, ur-sounds).
Sorts words according to sounds
Writes sentences using given words.
Copy words *am* and *at*

114 Will she buy this bike? 106

Discusses adverts that are on radio or television.
Makes up a role play for a television advert.
Answers questions about role play advert.
Writes their own news.
Labels the picture of the bike.

115 Busi buys a bike 108

Reads narrative text about Busi.
Answers specific questions based on the text.
Sorts words according to sounds (ave, ice, ike, o-sounds).
Copy words *it* and *in*

116 Best friends forever 110

Discussion and prediction of story.
Completes speech bubbles.
Writes messages in cards for friends.
Writes the ending of the story.
Unscrambles the words.
Copy words *on* and *in*

117 Dan plays soccer 112

Reads narrative text about Dan playing soccer.
Lists contractions in the text.
Answers questions based on the text.
Writes sentences in direct speech.
Sorts words according to sounds (oa, o-sounds)
Writes sentences using given words.

118 Dan hurts his foot 114

Numbers pictures to show sequence of events.
Writes a sentence about each picture.
Using contractions.
Matching synonyms.
Fun activity

119 Helping others 116

Reads the narrative text about helping others.
Answers questions based on the text.
Writes sentences about helping others.
Sorts words according to sounds (oo, lt, ies, y-sounds)
Reads the words and listens to the sounds.
Copy words *he* and *we*

120 What do we do? 118

Ticks quiz on what they do to help at home.
Identifies the correct contractions.
Selects the correct pronoun.
Fun activity

121 We all celebrate 120

Reads the narrative text about different celebrations.
Tabulates answers based on the text.
Writes sentences about the holiday they celebrate.
Sorts words according to sounds (ld, ea, ee, scr-sounds)
Reads the words and listens to the sounds.
Writes sentences using given words.
Copy words *can* and *our*

122 Still celebrating 122

Discussion and prediction based on pictures.
Identifies action verbs.

123 This year and next year 124

Fills in activities for each month on the calendar.
Fills in birthdays on the calendar.
Sorts words according to sounds (oo, ea, ou, ai-sounds).
Writes sentences using given words.
Copy words *us*, *be*, *so* en *see*

124 Writing a story 126

Discusses story plot with a friend.
Completes a story planner.
Writes story in a cut-out story book.

You are special 129

My dictionary 130





Let's read

Last Saturday was Busi's **birthday**. She **turned** 9. She was happy because her uncle gave her R50 to buy herself a nice present. Then Busi and Pam saw this poster for a bike.

BIKE FOR SALE

Girls, why not ride to school? Beautiful girl's bike for sale.



The bike is almost new.

What does it look like?

- It is a 55 cm girl's bike.
- It has a dolly basket in front, a plastic water bottle and very good brakes.
- It has a pink and white frame, a pink saddle that is adjustable and padded handlebars.
- The chain is covered so you won't get oil on your legs.

Try before you buy.
Call Barbie at 012 012 0120



Let's write

Answer these questions.



What is for sale?	
Who is selling it?	
What is her number?	
Is it brand new?	

Date: _____

Sight words

across
gone
better
really



Let's write

Write a birthday message on Busi's birthday card.



A large rectangular area with horizontal lines for writing a birthday message.



Word work

Read the words and listen to the sounds. Fill in the words in the correct boxes. Then write two sentences of your own in your exercise book.

boil

bird

hurt

cry

sky

burn

first

soil



A rectangular box with a red border, divided into two horizontal sections for writing.

A rectangular box with a green border, divided into two horizontal sections for writing.

A rectangular box with a blue border, divided into two horizontal sections for writing.

A rectangular box with a pink border, divided into two horizontal sections for writing.



Let's write

Copy these words.

am

at

TEACHER: Sign _____

Date _____



Let's do

Have you seen or heard any good adverts on the TV or radio? What was good about them?

In your group, make up a role play for a TV advert to sell a bike, or anything else you can think of.



What will you sell?





Let's write

Read each sentence and then choose the correct word to complete the sentence.

Today Busi and Pam **is/are** at the bike shop.

They **is/are** looking at bikes.

Busi **has/have** R50 from her birthday.

Yesterday they **was/were** at the school concert.

Jabu **was/were** the clown in the concert.



Date:



Let's write

Write your own news.

Today at home

Two blank white lines for writing.

Today at school


Two blank white lines for writing.

Yesterday at home

Two blank white lines for writing.

Yesterday at school

Two blank white lines for writing.



Fun

Draw a line from the words to the correct parts of the bike.



handle bars

saddle

pedals

hooter

frame

TEACHER: Sign

Date



Let's read

Busi and Pam went to look at the **bike**. Barbie said, "Try before you buy."

Busi rode the bike. It went fast.

Pam also **rode** the bike. She said, "Busi, this is a very **nice** bike."

But the bike cost R60 and Busi only had R50.

Last week when Busi turned 9, her uncle **gave** her R50.

Busi went home and asked her father to **give** her R10. He said, "I will give you R10, but first you must help in the garden."

Pam said, "Let's get started, Busi." So Pam helped Busi in the garden. They cleaned up the leaves and they watered the plants.

"Thank you for helping me, Pam," said Busi.

"That's what friends are for," said Pam.

And then off went Pam and Busi to buy the bike.



Friends help each other.

Friends listen to each other.

Friends care about each other.



Date: _____



Let's write

Answer these questions. Write your answers in the spaces.

How much did the bike cost?

How much money did Busi have?

How much did Busi need?

What did Busi have to do to get the extra money?

Was Pam a good friend? Why?

What does your good friend do for you?



Word work

Fill in the words in the correct spaces. Read the words and listen to the sounds. Then write two sentences of your own in your exercise book.

coke

rice

wave

kite

save

white

spice

joke

rode

gave

nice

bike

Sight words

asked
always
because
white



Let's write

Copy these words.

it

in


TEACHER: Sign _____

Date _____



Let's write

Look at these pictures. Talk to your friend about the story and say how you think it will end. Then fill in the last speech bubble to show what they do.





Date: _____



Let's do

Make a card for two of your best friends. Write a message to your best friends.

Blank lined area for writing a message.



Blank lined area for writing a message.




Let's write

What did Pam and Busi do with the kitten? Write the end of the story.











Blank lined area for writing the end of the story.



Fun

Unscramble these words and write them in the spaces underneath. Then match the words to the pictures.

kieb	tike	teksab	labl
bike			
			
			
nettik	puyp	esouh	etre



Let's read

On Monday Dan and Jabu went to soccer practice. Dan left his soccer boots at home. The coach said, "You **can't** play without boots. You will get hurt."

But Dan **didn't** listen and he played.

Dan scored three **goals**.

"Wow, you are great! That is so cool," shouted Jabu.

Then Dan cut his foot.

"How will I get home?" he cried.

"**Don't** worry, **I'll** help you," said Jabu.

Jabu put Dan on his bike.

Enver carried Dan's bag. They took Dan home.

"Mom, **I'm** hurt," said Dan.

"**You're** silly to play without boots," said his mom.



Let's write



Contractions are 2 words joined into 1.

When we join them we use ' to show where the letters are left out. Some examples are:

can't **don't** **won't** **I'm**.

Make a list of all the contractions in this story.

Date: _____

Sight words

best
both
call
great

Now answer these questions.

How do we know that Dan played well?

How did Dan get home?

Who else helped Dan?

Are Jabu and Enver good friends to Dan? Why?



Let's write

Write down, between the inverted commas, what they said to Dan.



Coach

"

"

Jabu

"

"

Mom

"

"



Word work

Write the words into the correct sound boxes.

stone

goat

bone


cone

tone

boat

road

coat



Let's write

Copy these words.

on

in

TEACHER: Sign _____

Date _____

Dan hurts his foot



Let's do

Number these pictures to show the correct order.
Then write a sentence about each picture.



First

Then

After that

Finally



Let's write

Draw a line to match the words that mean the same thing.

you're		I am
I'm		they are
we're		you are
they're		we are

didn't		have not
haven't		do not
won't		did not
don't		will not

Date: _____



Let's write

Write the contraction for the shaded words.

I am going to soccer.


I'm

They are going to take Dan home now.

We are going to school.

You are going to be late for school.

He did not bring his boots.



Let's write

Draw a line from the words in the top row to the words in the bottom row that have a similar meaning.



silly

tall

road

happy

look

glad

street

high

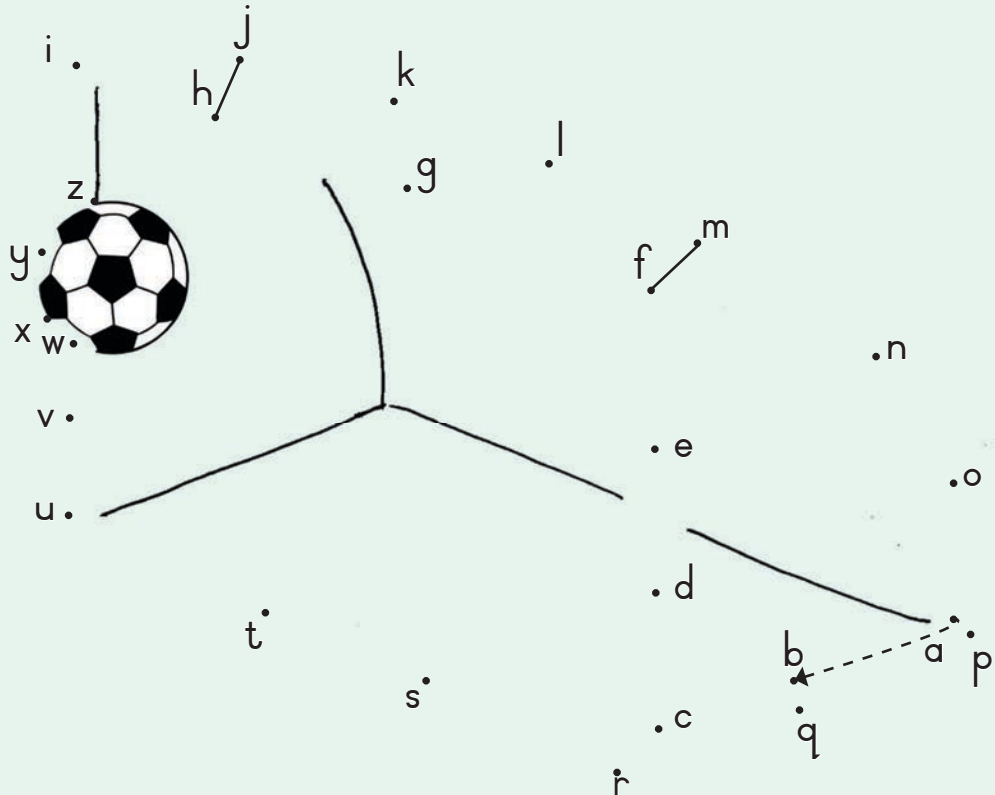
see

funny



Fun

Join the dots in alphabetical order to see what this is.



TEACHER: Sign _____

Date _____



Let's read

We all need to help other people every day.

Do you help others?

What do you do to help other people?

Who helps you?

What do they do for you?



Pam and Peter help at home.
We help to wash the dishes.



Jabu helps his grandmother to
cross the road.



Pam and Busi look after
their little brother and
sister.



Dan and Busi help in the garden.
We pull out the weeds and we
water the plants.

Date: _____

Sight words

does
don't
fast
found



Let's write

Read the story, then answer the questions.

Who helps his grandmother?

What do Pam and Busi do to help?


Who washes the dishes?

Who pulls out weeds?



Let's write

Write 2 sentences about how you help other people.



Word work

Fill in the words in the correct spaces. Read the words and listen to the sounds. Then write two sentences of your own in your exercise book.

melt

tummy

puppies

bunnies

belt

took

bunny

look

book

salt

families

puppy



Let's write

Copy these words.

he

we

TEACHER: Sign _____

Date _____

What do we do?



Let's do Tick (✓) the things you do to help.



Help wash dishes.

Help to cook.

Dust.

Help to look after animals.

Tidy the house.

Help to fetch water.

Sweep.

Help to make the fire.

Look after children.

Help in the garden.

Help old people.

Help to shop.



Let's write Write the contraction for the underlined words.

isn't


didn't

we'll

she'll

don't



Pam and Busi <u>do not</u> work in the garden.	don't 
The kitten <u>did not</u> eat her food.	
She <u>is not</u> hungry now.	
<u>We will</u> play with her.	
Maybe <u>she will</u> eat later.	

Date: _____



Let's write

Now fill in one of these words to complete the sentence.

it

he

she

My cat is up the tree. _____ is stuck there.

The tree is high. _____ is taller than the house.

Jabu will get the cat. _____ will bring a ladder.

Pam will hold the ladder. _____ will make sure that he does not fall.



Fun

Flip a coin. If it is heads, move forward 2 places. If it is tails, move forward only 1 place. When you land on a place you must do what it says.

START

???

Say your name.

Balance your pencil on your finger.

w

Say a word that starts with w.

Sing a song.

Balance your book on your head.

7 5 10 1 4 6

2 8 3 9

Count backwards from 10.

o w i o w i
b s e l b s e l
m u v m u

Spell your surname.

Close your eyes and smile.

'ch'

Say a word with a ch sound.

Loosen your shoe.

Stand and wave your arms.

Say thank you to your teacher for teaching you so well.

FINISH

TEACHER: Sign _____

Date _____



Let's read

All over the world children like to get presents.



I am Pam.
I am 8 years old.



I am Jabu.
I am 7 years old.

Soon it will be Christmas. We will get presents. We will also give presents to our friends. We will have a Christmas tree. We will put the presents under the tree. At Christmas we eat cakes and sweets.

I am Sharon.
I am 10 years old.



I am Selwyn.
I am 9 years old.

Soon it will be Hanukkah. We will have lots of good food to eat. We like to eat pancakes and doughnuts. We also like to get presents.

I am Fatima.
I am 8.



I am Enver.
I am 11.

Soon it will be Eid. I hope we get nice presents. We give our friends presents too. We will have lots of cakes and sweets to eat.

I am Madhu.
I am 8.

I am Batuk.
I am 10.



Soon it will be Diwali. We will get boxes of sweets and presents. We will make our house look pretty and we will have fireworks.

Date: _____




Let's write

Fill in the name of each child, and complete the table.

Name	Age	Holiday	What will they eat?	Will they get presents?
Pam	8	Christmas	Sweets and cake	Yes 

What holiday will you celebrate? How do you celebrate it?



Word work

Fill in the words in the correct spaces. Read the words and listen to the sounds. Then write two sentences of your own in your exercise book.

told

keeps

scrap

meat

team

scrub

sweeps

hold

old

eat

sweets

scream

Sight words

goes
green
many
pull



Let's write

Copy these words.

can

our



TEACHER: Sign _____

Date _____



Let's do

Talk to your friend about what is happening in the pictures.

First



Then



Action verbs



Let's write

Circle the noun (or name) and then underline the action verb that tells us what the person does.

Enver plays cricket.

Sharon reads thick books.

Jabu runs races.

Madhu swims after school.



Pam plays netball.

Fatima runs for the bus.

Busi rides her bike.

Date: _____

My plans for next year



Let's write Answer these questions.



What year will it be next?

What plans do you have for the new year?



Let's write Match the sentence in the blue column with the correct sentence in the green column.



The lion looked for food.

The cat ran up the tree.

The boy kicked the ball too hard.

The children played with matches.

We baked a cake on Saturday.

It was raining.



I fetched my umbrella.

It was Lizzy's birthday.

The little animals ran away.

The ball broke the school window.

Busi burned her fingers.

Jabu fetched a ladder.








TEACHER: Sign _____

Date _____



Let's read

Fill in what you did in the different months of this past year.

	January _____ _____ _____	February _____ _____ _____	March _____ _____ _____	April _____ _____ _____	
	May _____ _____ _____	 June _____ _____ _____	July _____ _____ _____	August _____ _____ _____	
	September _____ _____ _____	October _____ _____ _____	November _____ _____ _____	December _____ _____ _____	

We had a busy year. We played games. We did our homework. We cared for other people. We had friends. We cared for our pets. We learned about the weather and the seasons. We learned about each other.



Let's write

Now fill in the names of 6 months. Then write what you did in each month.

1

2

Date: _____

3

4

5

6



Let's write

Answer these questions.



What month is it now?

Write what you are doing this month.



Word work

Fill in the words in the correct spaces. Read the words and listen to the sounds. Then write two sentences of your own in your exercise book.

good

out

rain

clean

mean

wait

house

book

school

neat

about

pain

Sight words

read
right
sing
dance



Let's write

Copy these words.



us

be

so

see

TEACHER: Sign _____

Date _____



Let's speak

Talk to your friend about a story that you will write.
Then fill in your ideas on this page.

My story
planner

Who is in your story?

The characters
and the setting.

Where does the story happen?



When does the story happen?

The beginning

What happens at the start of the story?

The middle

What happens in the middle of the story?



The end

How does the story end?

BACK COVER



ABOUT THE WRITER

Write your name

Your age

Where you live

8

Step 4: Cut on the solid line after you have stapled your book

COVER

Draw picture here.

Write the title of the book here.

Fill in your name (you are the writer).

1

Step 1: Fold on the dotted line

5

Continue with your story here.

Draw picture here.

7

Write the middle of your story here.

Draw picture here.

Draw picture here.

Start writing your story here.

2

3

Continue with your story here.

Draw picture here.

Draw picture here.


Finish your story.

7

9

Write what happens at the end of your story.

Draw picture here.



You are special.
Your whole body is special.
Your body belongs to you!



**NOBODY
should touch
your private
parts.**

You need to tell someone if anybody touches your private parts.

You need to tell someone if anybody makes you do things that you do not want to do.

Who to call for help:

Child Line: 0800 05 55 55

SAPS Crime Stop: 086 00 10111

SAPS Emergency Number: 10111

Life Line: 0861 322 322

Child Protection Unit: 012 393 2359/2362/2363



My dictionary

A a

B b

C c

D d

E e

F f

G g

H h

I i

J j

K k

L l

M m

N n

O o

P p

Q q

R r

S s

T t



U u

V v

W w

X x



Y y




Finger puppets:
Cut out the finger puppets on the solid black lines and fold on the dotted lines. Now glue on the back where shown to form a finger puppet. Now tell the story about the hippo and the tortoise.



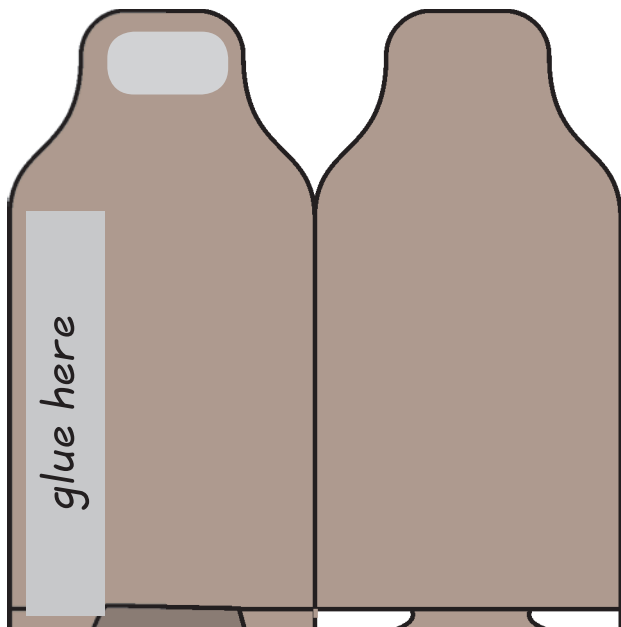
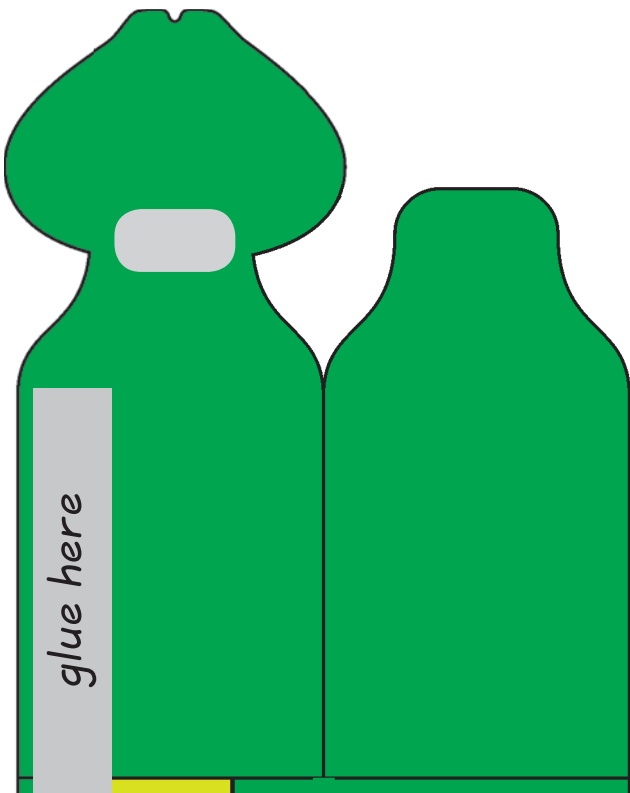
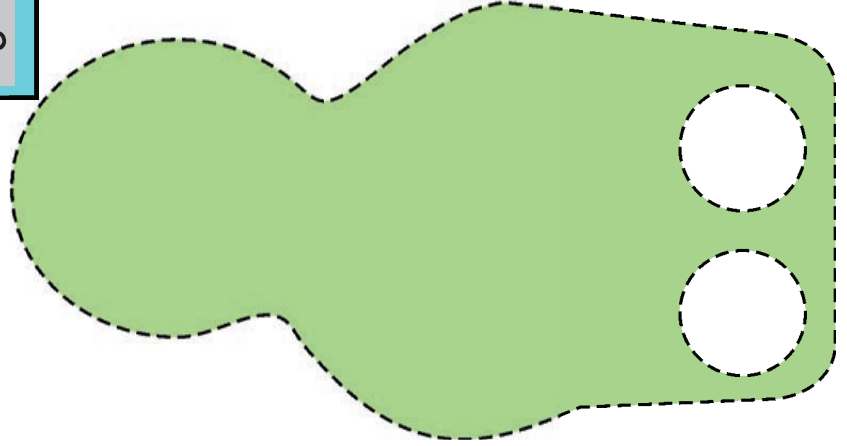


Cut out the puppets and then carefully cut out the two circles on their legs. Put your 2nd and 3rd fingers through the holes to form legs. You can now tell the story about Jack and the giant.



Ugly Duckling



glue the tortoise shell here.



MASKS: You can use these masks for the role play in worksheet 100.
Cut out the mask on the outer black line.
Tie some string through the holes on each side and you can be either a clown or a hippo, depending on which side you use.



Use this book mark to keep your place in your book.
Write your name on it so that you don't lose it.

