





GRADE 11 DESIGN

FORMAL ASSESSMENT FOR 2021

GRADE 11 FORMAL ASSESSMENT FOR DESIGN 2021			
SCHOOL BASED ASSESSMENT (Internal) 150 Marks + 150 Marks + 50 Marks= 350 converted to 100 Marks (SBA)			TERM 4
TERM 1	TERM 2	TERM 3	
TASK 1 THEORY TEST 50 Marks	TASK 3 THEORY TEST 50 Marks	TASK 5 THEORY TEST 50 Marks	TASK 7.1 END-OF-YEAR EXAM P1. THEORY EXAM 100 Marks
TASK 2 PRACTICAL PROCESS Topic 1 100 Marks	TASK 4 PRACTICAL PROCESS Topic 1 100 Marks	TASK 7.2.1 END-OF-YEAR EXAM P2 PROCESS (assessed in term 4) (50)	TASK 7.2.2 END-OF-YEAR EXAM P2 PRODUCT (50)
TERM MARK: 150	TERM MARK: 150	TERM MARK: 50	EXAM TOTAL MARK (200)
<div style="display: flex; justify-content: space-around; align-items: center;"> <div style="text-align: center;">  </div> <div style="text-align: center;">  </div> <div style="text-align: center;"> TASK 6 PRACTICAL ASSESSMENT TASK (PAT) (Continuous assessment from Term 1 – Term 3) </div> </div>			
TERM 1	TERM 2	TERM 3	TERM 4
PRODUCT 1 Topic 2 100 Marks	PRODUCT 2 Topic 2 100 Marks	PAT EXHIBITION PROCESS (ssessed in term 4)	PAT: EXHIBITION 100 MARKS Process & exhibition (50)
 			Internally assessed Product 1 + 2 (50)
			PAT TOTAL MARK (100)
100 Marks (SBA) + 100 Marks (PAT) + 200 Marks (EXAM) = 400 TOTAL Marks SBA weighting = 60% / End-of-year weighting = 40%			