






GARDE R



TERM 2

THEME: AUTUMN

DATE: 04-08 MAY 2020

ENGLISH/HL	ACTIVITY 1 LISTENING AND SPEAKING	GRADE R DBE WORKBOOK 2
	<p>Discussion</p> <p>Get out of the house and observe the weather for the day. Ask questions like these:</p> <ul style="list-style-type: none">• What is the day today? The day today is.....• How is the weather today? Today the weather is.....• What the sky looks like? Include the colour of the sky.• Are there any clouds? <p>Picture discussion.</p> <ul style="list-style-type: none">• Look at the picture and talk about what is happening.• Predict the name of the season that you see in the picture.• Look at the picture and tell your own story. 	
	<p>ACTIVITY 2 EMERGENT READING</p>	
	<p>Read the sentence strips together with the child. Read from left to right.</p> <ul style="list-style-type: none">• The day today is Monday• Today the weather is hot.	

	<p>ACTIVITY 3 PHONOLOGICAL AWARENESS</p> <p>Refer back to page 44 & 45 of DBE Workbook 2</p> <p>The (i) sound:</p> <ul style="list-style-type: none"> • Revise the i sound to the child. • Let the child use bottle tops, stones, paint to make/form the letter i. • Name words that begins with the i sound like: in, inside, ink, insect. • Identify the (i) in the environment(books/magazines/calender). 	
	<p>ACTIVITY 4 EMERGENT WRITING</p> <p>Help the child to write his /her name starting from left to right.</p> 	

MATHEMATICS	ACTIVITY 1 COUNTING NUMBERS OPERATIONS AND RELATIONSHIPS	
	<ul style="list-style-type: none">• Help the child to rote count from 1-7.• Count forwards using fingers from 1-4.• Count backwards using objects from 4-1.• Read the number symbols 1-4. <div data-bbox="520 423 1310 513">Four rectangular boxes containing the numbers 1, 2, 3, and 4 in a row. A small dot is placed between the boxes for 3 and 4.</div> <p data-bbox="449 518 953 545">Read the number names from one to four.</p> <div data-bbox="407 570 1377 646">A row of objects and text: a large black dot followed by '1 - One', two small black dots followed by '2-two', three small black dots followed by '3-three', and four small black dots (two in a vertical column) followed by '4-four'. The text is in red.</div>	

ACTIVITY 2**STORY: THE FOUR WARTHOGS****NUMBERS**

Story: Four little warthogs

On Monday, tell the learners the story about four warthogs.

One morning Mother Warthog and her three babies set off to find food. The three baby warthogs peered under the bushes. Mother Warthog looked over the bushes. She saw three lions sitting outside their cave. Mother Warthog whispered to her babies to run home. They all ran quickly along the path on their four legs, their four tails raised in the air, and crawled into their hole.

Eventually, Mother Warthog crawled out of the hole. There stood Elephant. Mother Warthog told Elephant that there they were four warthogs altogether.

Out of the hole crawled the first, second and third little warthog.

Elephant invited the four warthogs to eat four bananas under the banana tree.

Display the number symbol card for number four.

LET'S CHECK OUT THE STORY

Words of the Day Questions to Ask Ideas for Parents Why this Matters Extra Activity

Let the child look at the picture before asking the questions.


- How many warthogs were there altogether?
- How many lions did the mother warthogs see?
- Were there more lions or more warthogs?
- How many more?

ACTIVITY 3**PATTERNS FUNCTIONS AND ALGEBRA**

Copy and extend the pattern.
Emphasise the concept of colour.



- Copy and extend the pattern.
- Use any available objects at home and create your own pattern.

ACTIVITY 4 COUNTING & WORD SUMS NUMBERS, OPERATIONS & RELATIONSHIPS

Look at the picture and answer the following questions




Counting

How many tortoises/snakes/zebras can you see?

How many animals are drinking water?

	Word sums	
--	------------------	--


- How many warthogs are there altogether?
- If two of the warthogs went home to sleep, how many warthogs would be left?
- One zebra is drinking water. Three more come to drink. How many zebras will be drinking altogether?

LIFE SKILLS	ACTIVITY 1 BEGINNING KNOWLEDGE AND PERSONAL WELL-BEING	THEME AUTUMN
	<p>Discussion</p> <p>Turn to page 50 of the DBE Workbook 2</p> <ul style="list-style-type: none"> • Discuss with the child the weather of the day; sunny/windy/rainy. • Look at the picture and talk about what you see. How do we know it's Autumn? • Sing the weather song on page 46 of the DBE Workbook 2. 	 <p>Look at the picture and talk about what you see. What do you know about Autumn?</p>
	<p>ACTIVITY 2 CREATIVE ARTS</p> <p>Turn to page 53 of the DBE Workbook 2</p> <ul style="list-style-type: none"> • The child must use crayons to color in page 53. Encourage the child to make use of different colour crayons. • Write your name on page 53 (starting from left to right)  <ul style="list-style-type: none"> • Let the child collect leaves and make any object. 	 <p>Color the picture and write your name.</p>



ACTIVITY 3 PHYSICAL EDUCATION




Play outside:

- The child can run and listen to the parent’s instructions like: run backwards/forwards, fast/slow.
- Use a ball to throw and catch.
- Draw a i letter in the sand and ask the child to hop on one leg on the drawn letter.
- Making “magic paint” letters is a great activity to do outside on the driveway or sidewalk on a warm day. The child can paint with his/her finger by using water.




**“Magic Paint”
Letters**

ISIXHOSA	UMSEBENZI 1 UKUPHULAPHULA NOKUTHETHA	INCWADI YES- 2 YOKUSEBENZELA
	<p>Ingxoxo</p>  <p>Phuma ngaphandle endlwini nijonge imozulu yosuku. Buza lemibuzo ilandelayo ngokunxulumene nemozulu:</p> <ul style="list-style-type: none"> • Kungolwesingaphi namhlanje? Namhlanje kungo..... • Injani imozulu namhlanje? Namhlanje imozulu i..... • Isibhakabhaka sinjani namhlanje? Thetha ngombala waso. • Ingaba kukho amafu na? <p>Ingxoxo ngomfanekiso.</p> <ul style="list-style-type: none"> • Qwalasela umfanekiso uze uthethe ngokubonayo/okwenzekayo. • Qikelela uze uchaze ixesha lonyaka olibona emfanekisweni. • Qwalasela umfanekiso uze wenze elakho ibali. 	
	<p>UMSEBENZI 2 UKUFUNDA OKUPHUHLISWAYO</p>	
	<p>Funda isivakalisi nomntwana. Funda usuke ekhohlo uye ekunene.</p> <ul style="list-style-type: none"> • Namhlanje kungo Mvulo. • Namhlanje imozulu imozulu ishushu. 	
	<p>UMSEBENZI 3 IZANDI</p> <p>Vula iphepha 44 & 45 Incwadi yokusebenzela yesi- 2</p> <p>Isandi (i):</p> <ul style="list-style-type: none"> • Vuselela isandi u- i. • Umntwana makasebenzise iziciko zebhotile, amatye awaqabe ipeyinti ukwakha unobumba u- i. • Makachaze amagama awaziyo aqala nge sandi u- i. • Makakhangele u-i- kwiincwadi/magazine/amaphephandaba. 	

	UMSEBENZI 4 UKUBHALA OKUPHUHLISWAYO	
	<p>Nceda umntwana abhale igama lakhe. Makabhale esuka ekhohlo aye ekunene.</p> 	
MATHEMATIKA	UMSEBENZI 1 UKUBALA AMANAI IOPERAYISHINI NOLWALAMANO	
	<ul style="list-style-type: none"> • Nceda umntwana ukubala ecengceleza ukusuka ku-1-7 • Bala usiya phambili usebenzisa iminwe yakho usuke ku- 1-4. • Bala ubuya umva usebenzisa iminwe yakho usuke ku 4-1. • Funda iisimboli zamanani usuke ku 1-4. <div style="text-align: center;">  </div> <p>Funda amagama amanani usuke ku 1-nye ume ku-4 ne.</p> <div style="text-align: center;">  </div>	
	UMSEBENZI 2 IBALI: AMAHODANA AMANE AMANAI IOPERAYISHINI NOLWALAMANO	

Activity
Ibali: Amahodana amane



Ibali: Amahodana amane
NgoMvulo, Balisela abafundi ibali elinga mahodi amane

Ngenye intsasa uMama u-Hodi kunye nabantwanana bakhe abathathu bahamba befuna ukutya. Amahodana amathathu akroba phakathi kweemithana

UMama u-Hodi wayekhangela ngapha kwemithana. Wazibona iingonyama ezintathu zihleli ngaphandle komqolomba. UMama u-Hodi wasebezela intsana zakhe ukuba zibaleke ziye ekhaya. Bonke babaleka ngokukhawuleza endleleni imilenze yabo emine, imisila emine ephakanyiswe emoyeni. Baza bakhasa ukungena emngxunyeni

Ekugqibeleni, uMama u-Hodi wakhasa waphuma emngxunyeni kwakume indlovu. Umama Hodi waxelela iNdlovu ukuba bangama Hodi amane bebonke.

Ukuphuma emngxunyeni kwaqala kwakhasa kwaphuma elokuqala, elesibini kwaza elesithathu ihodi.

Indlovu yamema ama-amahodi amane ukuba azokutya iibhanana ezine phantsi komthi webhanana.

Bonisa ikhadi lesimboli yenani leenombolo u-zine.

LET'S CHECK OUT THE STORY

Words of the Day Questions to Ask Ideas for Parents Why this Matters Extra Activity

Qwalasela umfanekiso uze uphendule imibuzo elandelayo.


- Mangaphi amahodana ewonke?
- Zingaphi iingonyama ezibonwe ngumama uhodana?
- Ingaba zininzi iingonyama/amahodana?
- Zininzi kangakanani?

UMSEBENZI 3**IIPATENI, IIFANKISHINI NEALJIBRA**

Kopa wandise ipateni engentla.
Bethelela ulwazi lwemibala.



- Kopa wandise ipateni engentla.
- Sebenzisa naziphi na izinto eziphathekayo ukwakha eyakho ipateni.



UMSEBENZI 4 UKUBALA**NOKUSOMBULULA IINGXAKI ZOMLOMO**




Qwalasela umfanekiso uze uphendule imibuzo elandelayo.

Ukubala

- Mangaphi amafundo owabonayo/iinyoka/amaqwarha?
- Zingaphi izilwanyana ezisela amanzi?

	<p>Ukusombulula iingxaki zokubala ngomlomo.</p> <ul style="list-style-type: none"> • Mangaphi amahodana ewonke? • Ukuba amahodana amabini agodukile ayokulala, kuyakushiyeke amangaphi amahodana? • Iqwarha elinye lisela amanzi.Kweza amanye amathathu azokusela amanzi.Ayokubamangaphi amaqwarha ewonke? 	
--	--	--

IZAKHONO ZOBOMI	UMSEBENZI1 ULWAZI OLUSISISEKO ISIHLOKO:	DBE INCWADI YOKUSEBENZELA 2
	<p>Ingxoxo</p> <p>Tyhila kwiphepha 50 DBE Incwadi yesi-2.</p> <ul style="list-style-type: none"> • Xoxa nomntwana ngemozulu yosuku,ishushu/inomoya/iyanetha. • Qwalasela umfanekiso ubalise okubonayo/okwenzekayo.Sazi kanjani ukuba kusekwindla? • Cula ingoma yemozulu kwiphepha 46 Incwadi yokusebenzela 2. 	
	<p>UMSEBENZI 2 UBUGCISA OBUBONWAYO</p>	
	<p>Tyhila kwiphepha 53 kwincwadi yokusebenzela yesi- 2</p> <ul style="list-style-type: none"> • Umntwana makasebenzise ikhrayoni kwiphepha -53. Mkhuthaze asebenzise imibala eyohlukeneyo. • Makabhale igama lakhe ukusuka ekhohlo ukuya ekunene. • 	

	 <ul style="list-style-type: none"> • Umntwana makaqokelele amagqabi awancamathelise ephepheni lencwadi. 	
UMSEBENZI 3 EZEMITHAMBO		
	<p>Dlala ngaphandle:</p> <ul style="list-style-type: none"> • Umntwana makabaleke kakhulu aye phambili aphinde abuye umva. Makamamele imiyalelo kumzali. • Makajwilelwe ibhola ayibambe aphinde ayibuysela kuwe. • Makazobe isandi u(i) phantsi/santini aze atsibele kunobumba lowo. • Umntwana makzobe phantsi noba kungokhuni ezoba u(i) okanye asebenzise amanzi/umgubo osesosini. 	 <p style="text-align: center;">"Magic Paint" Letters</p>