



GAUTENG PROVINCE
EDUCATION
REPUBLIC OF SOUTH AFRICA

PROVINCIAL ASSESSMENT TASK

JUNE 2022

GRADE 3

**ENGLISH FIRST ADDITIONAL LANGUAGE
ASSESSMENT TASK**

NAME OF LEARNER: _____

GRADE: _____

MARKS: 65

TIME: 30 minutes per day over a period of 4 days.

10 pages

ACTIVITY 4: READING COMPREHENSION

Written activity:

Shared reading

- Answers literal questions about a story or non-fiction text.

Suggested time frame: Use 30 minutes**Learner instructions:**

- Read the story and answer questions 4.1 – 4.5.



It was a Tuesday morning in June. Ana got up early. She was going to wear her lucky blue skirt to school. She really liked that skirt. She had a new shirt to match it, and new shoes too. After Ana got dressed, she went into the kitchen, where she could smell bacon. Ana's father was making bacon and toast. Ana loved bacon in the morning. Ana's mother was getting ready for work. She is a teacher at Ana's school. Ana is in grade three, and her mother teaches grade four.

Ana was excited about going to school. Her class was going to take a test and she could not wait to get to school. She sharpened her new pencil for the test. She was going to do her best on that test. Ana loved school, and she liked to make good grades. She ate her breakfast, and then she and her mother went to school. Ana went straight to her classroom.

Her teacher, Ms. Browner was already there. It was fun to be in Ms. Browner's class. She was a great teacher. Ana's classmates arrived. Ms. Browner marked the register, and then they started the test. Ana tried to remember all the things her teacher had taught her that year and tried very hard to do everything right on the test. The test took over 30 minutes. After the test was over, the class played outside for a long time. Then they ate lunch. They then watched a funny movie and drew pictures until it was time to go home. It was a great day.

[Adapted from Super Teacher]

4.1 Circle the letter next to the correct answer.

The story is about ...

- (a) Ana's great day.
- (b) Ana's birthday.
- (c) Ana's painting.

4.2 Write numbers 1, 2 and 3 in the box below to show the correct order of the story.

After the test was over, the class played outside for a long time.	
It was a Tuesday morning in June. Ana got up early.	
Her class was going to take a test.	

4.3 Place a cross (X) in the box below next to the correct answer. Why was Ana excited about going to school?

They were going on a trip.	
They were having a party.	
They were taking a test.	

4.4 What did the children do after writing a test?

4.5 Name one thing that you like about school. Why?

ACTIVITY 5: READING - GROUP GUIDED READING

Written activity:



Group guided reading




- Demonstrates comprehension and fluency when reading at own level with the teacher.

Suggested time frame: Use 30 minutes

Learner instructions:

- Read the sentences and put a cross (X) in the box that describes the picture.

PICTURE	SENTENCE	CROSS (X)
5.1 	The dogs are dancing.	
	The dogs are sitting.	
5.2 	A sick child is lying in bed.	
	A sick child is sitting in bed.	

5.3		The fish flies in the sky with its wings.	
		The fish swims in the water with its fins.	
5.4		The small boy is wearing a small shirt.	
		The small boy is wearing a big shirt.	
5.5		The grandmother is holding a walking stick.	
		The grandfather is holding a walking stick.	

ACTIVITY 6: PHONICS

- Uses consonant blends to build up and break down words.
- Builds and sounds out words using sounds learnt.

Written activity:

Suggested time frame: Use 30 minutes

6.1 Look at the following words and break them down.

Example: **ring = ri - ng**







6.1.1 chip - _____

6.1.2 ink - _____

6.1.3 ship - _____

6.1.4 when - _____

6.2 Look at the pictures and choose a sound to write the correct word for the picture.

ea-	-ng	ch-	cl-	th-	-oa-
 6.2.1 _____	 6.2.2 _____	 6.2.3 _____			
 6.2.4 _____	 6.2.5 _____	 6.2.6 _____			

6.3 Spelling

Learner instructions:

- Write the words as the teacher says them to you.

6.3.1 _____

6.3.2 _____

6.3.3 _____

6.3.4 _____

6.3.5 _____

ACTIVITY 7: WRITING AND LANGUAGE USE

Written activity:

Suggested time frame: Use 30 minutes**Learner instructions:**

- Read all given instructions carefully.

7.1 Rewrite the sentences using the correct punctuation marks.

7.1.1 ana is in grade three and her mother teaches grade four

7.1.2 Did she eat egg bacon and toast for breakfast

7.1.3 The teacher shouted Go and play outside.

7.2 Read the following sentences. Write the correct "ing" ending for the words in the brackets.

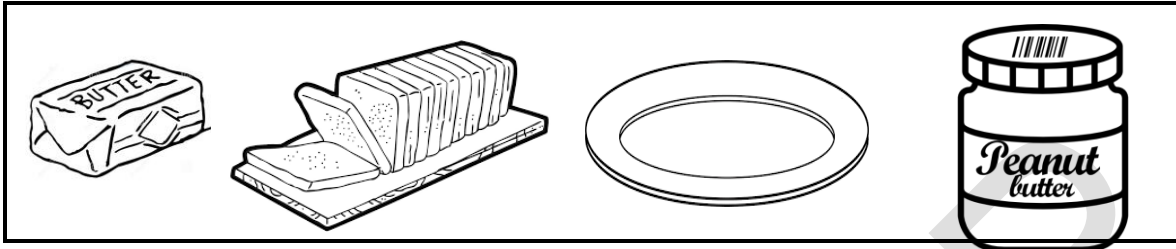
7.2.1 They are (go) _____ to write a test.

7.2.2 Ana's mother was (get) _____ ready for work.

7.2.3 The learners are (read) _____ a book.

7.2.4 Ms. Browner is (mark) _____ a register.

7.3 There are six (6) steps in full sentences on how to make a peanut butter sandwich below. Choose the correct sentence to show the order of making a peanut butter sandwich and write it in the space provided.



1. Put the two slices of bread together.
2. Cut the sandwich in half.
3. Spread some margarine on each slice of bread.
4. Eat your sandwich.
5. Spread some peanut butter on one slice.
6. Press them together gently.

7.4 Read the following table and answer the questions that follow.

Food that learners ate at soccer		
Name	Breakfast	Lunch
Thato	Milk and sandwich	Juice and a hotdog
Peter	Water, a sandwich and fruit	Juice and a salad roll
Tumi	Milk and a sandwich	Juice and a hotdog
Ntombi	Fruit and milk	Popcorn, juice, a hotdog and a salad roll

7.4.1 Which learners had the same breakfast?

7.4.2 One learner drank something different from the rest for breakfast. Who was that learner?

7.4.3 Ntombi had popcorn, juice, _____ and a salad roll for lunch.

7.5 Look at the picture. Write a paragraph of at least eight (8) sentences about "Family". Remember to use the correct punctuation, language and spelling. Do NOT number your sentences.

Use the words in the box to help you with your sentences.

father	mother	sister	eat	love	brother
family	dinner	food	healthy	fun	play