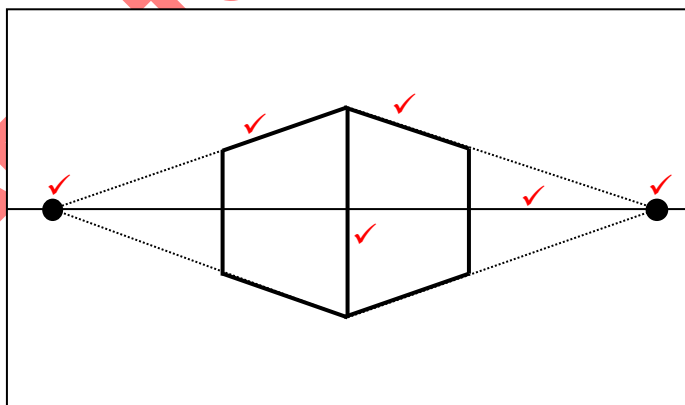


TOM NEWBY SCHOOL EXAMINATION

Subject	Creative Art	Examiner	Miss M d'Hotman de Villiers Mrs R Visser
Date	23 November 2018	Total marks	100
Session	1	Duration	2 hours
Grade	7	Moderator	Mrs A Singh
Special instructions/ Equipment			

MEMORANDUM - ART

Section	Question	Mark	Level
Question 1: Match the Column	1.1 Mood - D✓ 1.2 Proportion - H✓ 1.3 Linear Perspective - F✓ 1.4 Contrast - B✓ 1.5 Pattern - G✓ 1.6 Complementary Colours - I✓ 1.7 Texture - C✓ 1.8 Tone - J✓ 1.9 Line - A✓ 1.10 Shape - E✓	10	1
Question 2: Perspective		6	4
Question 3: Long Questions	3.1 This painting depicts a story. Write a paragraph stating which story you think it depicts, with at least three reasons from the painting to support your answer. Romeo and Juliet.✓ The man is on the balcony like the scene	4	5

	<p>from the play.✓</p> <p>He is wearing clothing from that era.✓</p> <p>They both look young.✓</p> <p>(Any suitable answer)</p>		
	<p>3.2 Read the quote below by Michelle Gaugy, an art gallery owner, and write a paragraph stating if you agree or disagree with her and provide three reasons why. “I don’t care much for Andy Warhol’s work. It’s colourful, cheerful, and can be fun for decor. But for me, it lacks emotional depth, so is disqualified for any short list I might have for art I love.”</p> <p>I disagree. ✓</p> <p>The subject matter is easy to relate to because it is things we interact with everyday. ✓</p> <p>He constantly made statements through his art about societies’ fascination with celebrities. ✓</p> <p>The objects and people he used in his paintings were things that people had strong emotions for.✓</p> <p>(Any suitable answer)</p>	4	6
Question 4: Pop Art	<p>4.1 What is the name of the artist who created this artwork?</p> <p>Andy Warhol ✓</p>	1	1
	<p>4.2 What do you think the repetition of the soup cans symbolise?</p> <p>The culture of mass production commodities.✓</p>	1	2
	<p>4.3 What were Pop Art artists trying to</p>	1	1

	<p>accomplish by creating art that depicted ordinary everyday objects?</p> <p>They were trying to elevate pop culture to the level of fine art. They were trying to blur the lines between 'high' art and 'low' culture.✓</p> <p>(Either answer)</p>		
	<p>4.4 Name one other artist who was well-known for Pop Art?</p> <p>Roy Litchenstein✓</p>	1	1
	<p>4.5 Apart from everyday objects, what else did Pop Art artists use as the subjects of their artworks?</p> <p>Celebrities. ✓</p>	1	1
Question 5: Visual Literacy	<p>5.1 How do picture A and picture B make you feel?</p> <p>Picture A makes me feel sad.✓</p> <p>Picture B makes me feel peaceful.✓</p> <p>(Any suitable answer)</p>	2	4
	<p>5.2 Compare the body language of the girls in each picture and explain how this helps portray emotion in the picture.</p> <p>Picture A the girl is sitting, hunched over ✓and it looks like she could be crying✓ which creates the feeling of sadness.</p> <p>Picture B the girl is standing tall with her arms open✓ which makes her look confident ✓and creates the feeling of happiness.</p>	4	4
	<p>5.3 Each artist has used space in opposite</p>	3	4

	<p>ways. Explain how they differ and why you think they did this.</p> <p>There is lots of empty space✓ in picture A which creates a feeling of sadness and loneliness.</p> <p>Picture B has full space✓ and this creates a feeling of confidence.✓</p>		
	<p>5.4 Both pictures contain white. Compare how the other colours in each picture react with the white to create the mood.</p> <p>The white in Picture A works with the dull colours to create the effect of rain which creates the mood of loneliness.✓</p> <p>The white in Picture B helps bring attention to the girl in the middle and adds to the mood of confidence and happiness.✓</p> <p>(Any suitable answer)</p>	2	4
	<p>5.5 Explain how the artist has created the illusion of movement in the picture.</p> <p>The artist has use thick lines that flow in curves along the dancer's dressOR</p> <p>The artist has used thick lines that flow along the soccer players arms.</p> <p>(picture open to learner's interpretation as long as it mentions the thick lines) .✓</p>	1	3
	<p>5.6 Identify two design principles that are used in the picture.</p> <p>Balance, proportion, pattern, rhythm, unity and variety.</p> <p>(Any two)</p>	2	4






	<p>5.7 Do you think this is a good painting? Provide three reasons from the picture to support your opinion.</p> <p>Yes I think it is a good painting.✓ The picture is very colourful✓, the figure is in proportion✓ and it creates and happy mood ✓because of the lines and colours. (Any suitable answer as mentioned in Q5.5)</p>	4	5
	<p>5.8 Give this painting a name and provide two reasons from the painting to support the name.</p> <p>Colourful dancer/soccer player.✓ The picture is full of colour✓ and there is a dancer/soccer player in it.✓ (Any suitable answer as mentioned in Q5.5)</p>	3	6

DRAFT - TOM NEWBY SCHOOL

MEMORANDUM – MUSIC

QUESTION	ANSWER	MARK	LEVEL
1.	<p>Match the music notation in Column A, to the correct letter name in Column B. Write the correct letter in the ANSWER column.</p> <p>1 – f ✓ 2 – e ✓ 3 – a ✓ 4 – d ✓ 5 – b ✓ 6 – c ✓ 7 – g ✓</p>	7	2
2.	<p>Give the name of the following signs:</p> <p>2.1 Bass clef ✓ 2.2 Repeat sign ✓ 2.3 This will depend on each child. ✓</p> <p>a) 4 quarter notes 2 half notes 1 whole note</p> <p>b) 2 quarter notes or a minim</p>	1 1 1 1	3 3 2 2
3.	<p>State whether the following statements is True or False.</p> <p>3.1 False ✓ 3.2 False ✓ 3.3 True ✓ 3.4 False ✓ 3.5 True ✓ 3.6 True ✓ 3.7 A ✓ ,B ✓ ,C, D ✓, E, F ✓, G</p>	6 4	2 3
4.	<p>Study the piece of music below and answer the questions that follow.</p>	10	4

	<p>4.1 What does the “S” stand for? soprano✓</p> <p>4.2 What does the “A” stand for? alto✓</p> <p>4.3 What does the “T” stand for? tenor✓</p> <p>4.4 What does the “B” stand for? bass✓</p> <p>4.5 Which two lines in the music score is indicated for female voices? top two lines✓</p> <p>4.6 Which two lines in the music score is indicated for male voices? bottom two lines✓</p> <p>4.7 How many voices can sing together in this piece of music? 4 different voice parts (Many voices) ✓</p> <p>4.8 What does <i>4-part harmony</i> mean? There are 4 melody lines sung at the same time to form a harmony.✓✓✓</p>		
5.	<p>Study the two pieces of music below and answer the questions below.</p> <p>5.1 In your own words, describe if music piece A is thin or thick texture: Thin texture, there is a single melody line. ✓✓</p> <p>5.2 In your own words, describe if music piece B is thin or thick texture: Thick texture, there are various melody lines and the harmony consists out of 4 to 5 notes. ✓✓</p> <p>5.3 In your own words, describe what <i>texture</i> in music is. Music texture depends on the amount of notes that are in the harmony, as well as the amount of voices/instruments that are heard at the same time. Thin texture is when unison voices are heard or also when eg, only the strings are playing in an orchestra. Thick texture is when male and female voices are heard together, each having their own melody line. In an orchestra, this will be when the tutti plays. ✓✓✓✓</p>	2 2 5	3 3 6

6.	Quietly clap the following rhythms and decide which of them matches which name. Write your answer in the corresponding column under the rhythms. Each answer is 1 ✓	10	5	
				
Justin Bieber	Coldplay	Queen	Loli Pop	Ed Sheeran
Miley Cyrus		Script	Matthew Mole	Shawn Mendes
Bruno Mars				

DRAFT - TOM NEWBY SCHOOL